

**NINGBO OUYU
IMPORT AND EXPORT
CO., LTD**

www.ouyucool.com

PROVIDE ONE-STOP SERVICES RELATED TO REFRIGERATION EQUIPMENT



**NINGBO OUYU
IMPORT AND EXPORT
CO., LTD**



ADD: No.1211,12th Floor, Dingsheng mall, Yinzhou District, Ningbo City, China



E-mail: sales@ouyucool.com



TEL: 0086-574-8819 8229



Whatsapp/Wechat: 0086 18969876790



Web: www.ouyucool.com

Catalogue

**20
24**

Contents

About OUYUCOOL	01
Honorary Certificates & Patents	02
Flexible Unit Production Line	03-04
Brilliant Semi-Hermetic Piston Refrigeration Compressor	05-07
Semi-Hermetic Screw Refrigeration Compressor	08

COMPRESSOR

COPELAND Compressor	09-14
DAIKIN Compressor	15
GMCC Compressor	16-19
HITACHI Compressor	20-22
MISUBISHI Compressor	23-24
HIGHLY Compressor	25-26
DANFOSS Compressor	27-28
LG Compressor	29
SANYO Compressor	30

REFRIGERATION EQUIPMENT

Condensing Unit	31-46
Condenser	49-50
Evaporator/Air Cooler	51-57
Cold Room And Cold Room Accessories	58-62

REFRIGERATION SPACE PARTS 63-68

REFRIGERATION ACCESSORIES 69-6

ACCESSORIES AND TOOLS

Fans	76-84
Tube tools	85-94
Welding Touch	95
Refrigerant Recovery Machine	96
Vacuum Pump	97
Digital Electronic	98
Wash Machine	99
Leak Detector	100
Pressure Gauge	101
Manifold	102
Quick Coupler	103
Charge Hose and Valve	104
Brass Fitting and Sight Glass	105
Thermoplastic	106-107
Pressure Control	108
Heater	109
Tape	109
Microcomputer Temperature Controller	110-111
Temperature Panel Meter and Digital Panel	112
Electric Control Box	113
Air Curtain	114
Condensate Water Pump	115
AC Cleaning Cover	116
Universal AC Remote Control and Control System	116
Bracket for AC Outdoor Unit	117
Rubber Anti Vibration Mountings	118

Provide One-Stop Services Related To Refrigeration Equipment



Ningbo Ouyu Import and Export Co., Ltd

Ningbo Ouyu Import and Export Co., Ltd was founded in 2023. **We specialize in the production and import and export trade of refrigeration industry-related equipment, provides one-stop services related to refrigeration equipment,** and has rich resources in China's refrigeration industry.

The company has a number of modern industrial factories equipped with advanced production and processing equipment, complete manufacturing processes, and independent R&D and production capabilities. Specializing in the production of Bliat semi-hermetic compressors, condensers, evaporators, condensing units, medium and large parallel units, cold storage, and related refrigeration accessories. And mainly sells compressors of major brands such as **Copeland, Danfoss, Panasonic, Hitachi, DAIKIN, HIGHLY, GMCC, LG and so on.**

As an international import and export trading company, our products not only have a large sales volume in China, but also have a good reputation and sales volume in Europe, Asia, Africa, South America and other places. Our goal is to provide the highest quality products with the highest quality services and become your best partner in the international refrigeration industry.

Brilliant semi-hermetic piston refrigeration compressor has the **3C certification** and **patent certificate** recognized by the Chinese government, as well as the Luxembourg patent certification. In 2021, we were awarded the title of **"China Famous Product"** and **"China Energy Conservation and Environmental Protection Product"** by the International Brand Strategy Development Association and National brand product quality certification center. We are also **a single member of the Chinese Association of Refrigeration (CAR).**

Our goal is to gain customer recognition and trust, in order to create more value for customers in product design, manufacturing, service, and other aspects !



Honorary Certificates & Patents



Ningbo Ouyu Import and Export Co., Ltd was founded in 2023. **We specialize in the production and import and export trade of refrigeration industry-related equipment, provides one-stop services related to refrigeration equipment,** and has rich resources in China's refrigeration industry.



"Intelligent manufacturing builds trust in quality, revitalizing national technology brands."

Flexible Unit Production Line


With its specialized production line for precision machining of compressor bodies with independent intellectual property, Brilliant has gained a competitive advantage in the industry due to its unique design accuracy, efficiency, and quality.



Three Coordinate Detection

Precision Manufacturing, Quality First

The refrigeration compressor performance testing platform fully adopts imported high-precision measuring instruments. Every compressor needs to undergo strict testing before leaving the factory. Ensure performance reaches the top level of the world.



Features of the Flexible Unit Production Line:

Reduces the labor intensity of personnel and greatly improves work efficiency.

The machine provides automatic liquid supply and liquid return, saving energy and being environmentally friendly with zero pollution.

Reduces the work area and avoids unnecessary occupying of space.


Flexibly adjusts the production of products, increasing product versatility.

The production line can quickly generate and collect production data, providing effective support for planned production.

Lays a good foundation for future digital production.

Online Detection Platform






Blait semi-hermetic compressors have beautiful appearance, unique design precision, efficiency and quality, which give Blait a competitive advantage. It has gained wide recognition in Europe, Southeast Asia, North America and other places.

Brilliant Semi-Hermetic Piston Refrigeration Compressor

Small volume, light weight, small vibration, low noise, high efficiency and energy saving, environmental protection, security and stability.



Model	Nominal Motor Power (HP/KW)	Displacement (50Hz)m³/h	Number of Cylinder x Diameter x Stroke (mm)	Oil injection volume (L)	Powersupply V/Ø/Hz	Electricalparameter		Crankcase Heater (220V) W	Oilsupply method	Weight (including freezingoil) Kg
						Max. operating current A	Starting current/rotor locked current. Operating current A			
YBF2FC-2.2Z	2/1.5	9.54	2×Ø46×33	1	Δ / Y Directly start the motor 220~240Δ 380-420Y /3~/50 265~290Δ 400~480Y /3~/60	8.5/4.9	39/22.5	60	Centrifgal lubrication	45
YBF2FC-3.2G	3/2.2	9.54	2×Ø46×33	1		10.0/5.8	44.2/25.5	60		47
YBF2DC-2.2Z	2/1.5	13.42	2×Ø50×39.3	1.5		11.9/6.9	53.7/30.7	100		68
YBF2DC-3.2G	3/2.2	13.42	2×Ø50×39.3	1.5		13.5/7.8	64/37	100		71
YBF2CC-3.2Z	3/2.2	16.24	2×Ø55×39.3	1.5		14.8/8.5	64/37	100		70
YBF2CC-4.2G	4/3.0	16.24	2×Ø55×39.3	1.5		16.4/9.4	76.6/44.2	100		70
YBF4FC-3.2Z	3/2.2	18.05	4×Ø41×39.3	2		15.9/9.2	76.6/44.2	100		81
YBF4FC-5.2G	5/3.7	18.05	4×Ø41×39.3	2		18.7/10.8	107.7/62.2	100		85
YBF4EC-4.2Z	4/3.0	22.72	4×Ø46×39.3	2		18.5/10.7	92.7/53.3	100		82
YBF4EC-6.2G	6/4.4	22.72	4×Ø46×39.3	2		22.9/13.2	107.7/62.2	100		85
YBF4DC-5.2Z	5/3.7	26.84	4×Ø50×39.3	2		23.4/13.5	107.7/62.2	100		85
YBF4DC-7.2G	7/5.1	26.84	4×Ø50×39.3	2		27.5/15.9	142.8/82.4	100		88
YBF4CC-6.2Z	6/4.4	32.48	4×Ø55×39.3	2		27.5/15.9	142.8/82.4	100		89
YBF4CC-9.2G	9/6.6	32.48	4×Ø55×39.3	2		34.5/20.0	142.8/82.4	100		89

Brilliant Semi-Hermetic Piston Refrigeration Compressor


Model	Nominal Motor Power (HP/KW)	Displacement (50Hz)m³/h	Number of Cylinder x Diameter x Stroke (mm)	Oil injection volume (L)	Powersupply V/Ø/Hz	Electricalparameter		Crankcase Heater (220V) W	Oilsupply method	Weight (including freezingoil) Kg
						Max. operating current A	Starting current/rotor locked current. Operating current A			
YBF4VCS-6.2Z	6/4.4	34.73	4xØ55x39.3	2.6	PW Split winding starting motor	14	39/68	120	Centrifgal lubrication	117
YBF4VCS-10.2G	10/7.5	34.73	4xØ55x42	2.6		21	59/99	120		127
YBF4TCS-8.2Z	8/5.5	41.33	4xØ60x42	2.6		17	49/81	120		122
YBF4TCS-12.2G	12/8.8	41.33	4xØ60x42	2.6		24	69/113	120		129
YBF4PCS-10.2Z	10/7.5	48.05	4xØ65x42	2.6		21	59/99	120		127
YBF4PCS-15.2G	15/10.5	48.05	4xØ65x42	2.6		31	81/132	120		135
YBF4NCS-12.2Z	12/8.8	56.25	4xØ70x42	2.6		24	69/113	120		129
YBF4NCS-20.2G	20/15	56.25	4xØ70x42	2.6		37	97/158	120		138
YBF4H-15.2Z	15/10.5	73.6	4xØ70x55	4.5		31	81/132	120		183
YBF4H-25.2G	25/18.5	73.6	4xØ70x55	4.5		45	116/193	120		194
YBF4G-20.2Z	20/15	84.5	4xØ75x55	4.5	380~420YY /3/50 400~480YY /3/60	37	97/158	120	Forced-lubrication	192
YBF4G-30.2G	30/22	84.5	4xØ75x55	4.5		53	135/220	120		206
YBF6H-25.2Z	25/18.5	110.5	6xØ70x55	4.75		45	116/193	120		224
YBF6H-35.2G	35/25.5	110.5	6xØ70x55	4.75		61	147/262	120		235
YBF6G-30.2Z	30/22	126.8	6xØ75x55	4.75		53	135/220	120		228
YBF6G-40.2G	40/30	126.8	6xØ75x55	4.75		78	180/323	120		238
YBF6F-40.2Z	40/30	151.6	6xØ82x55	4.75		78	180/323	120		238
YBF6F-50.2G	50/37	151.6	6xØ82x55	4.75		92	226/404	120		241

Low Temperature Two Stage Technical Parameter

Model	Nominal Motor Power (HP/KW)	Displacement		Number of Cylinder x Diameter x Stroke (mm)	Oil injection volume (L)	Powersupply V/Ø/Hz	Electricalparameter		Crankcase Heater (220V) W	Oilsupply method	Weight (including freezingoil) Kg
		Low Pressure	Hight Pressure				Max. operating current A	Starting current/rotor locked current. Operating current A			
YBF4T-5.2DS	5/3.7	19.7	12.6	4xØ55/46x39.3	3	PW Split winding starting motor 380~420YY /3~/50 440~480YY /3~/60	14	39/68	120	Centrifgal lubrication	136
YBF4N-8.2DS	8/5.5	28	17.9	4xØ70/55x42.0	3		17	49/81	140		141
YBF4G-12.2DS	12/8.8	42.3	27	4xØ75/60x55.0	4.5		24	69/113	140		180
YBF6J-16.2DS	16/11.7	63.5	31.8	6xØ65/65x55.0	4.75		31	81/132	140		209
YBF6H-20.2DS	20/15	73.6	36.9	6xØ70/70x55.0	4.75		37	97/158	140		220
YBF6G-25.2DS	25/15	84.5	42.3	6xØ75/75x55.0	4.75		45	116/193	140		233
YBF6F-30.2DS	30/22	101.1	50.5	6xØ82/82x55.0	4.75		53	135/220	140		234

Semi-Hermettc Screw Refrigeration Compressor

Small volume, light weight, small vibration, low noise, high efficiency and energy saving, environmental protection, security and stability.



Model	Displacement (50Hz)m³/h	Displacement (60Hz)m³/h	Dischargemm (inch)	Suctionmm (inch)	Energy Regulation (100%)	Power Supply (100%)	Maximum Power A	Maximum Power (kw)	Start/block Current	Weight
YLG20Z-84	84	101	Ø42(1 ^{5/8})	Ø54(2 ^{1/8})	100/90/55	400±10% Δ/ΔΔ 3~/50Hz 460±10% Δ/ΔΔ 3~/60Hz Part Winding	48	29	129/210	166
YLG30G-84	84	101			52		33	126/218	170	
YLG25Z-100	100	121			52		33	126/218	169	
YLG35G-100	100	121			58		37.3	153/266	178	
YLG30Z-118	118	142			58		37	153/266	174	
YLG40G-118	118	142			66		42	182/311	183	
YLG40Z-140	140	168			65		40	187/313	234	
YLG50G-140	140	168			79		50	206/355	238	
YLG50Z-165	165	198			79		50	206/355	238	
YLG60G-165	165	198			98		65	267/449	246	
YLG60Z-192	192	232	Ø54(2 ^{1/8})	Ø76(3 ^{1/8})	100/80/65	98	65	267/449	297	
YLG70G-192	192	232			124	75	290/485	305		
YLG70Z-220	220	266			124	75	290/485	310		
YLG80G-220	220	266			144	85	350/585	314		
YLG75Z-250	250	302			144	85	350/585	326		
YLG90G-250	250	302			162	92	423/686	336		
YLG90Z-315	315	380			144	88	394/606	550		
YLG110G-315	315	380			180	110	520/801	565		
YLG110Z-359	359	433			155	96	439/675	560		
YLG125G-359	359	433			216	130	612/943	575		
YLG125Z-410	410	495	Ø76(3 ^{1/8})	DN 100	100/75/50	216	130	612/943	575	
YLG140G-410	410	495				246	150	665/1023	580	
YLG160G-470	470	567				277	162	729/1144	585	
YLG160Z-535	535	640				274	175	729/1114	680	
YLG180G-535	535	640				330	181	757/1181	585	

COPELAND ZB Series Scroll Compressor

- Double flexible design
- Energy efficiency ratio
- Lower noise and vibration levels
- Uninstall startup technology
- High strength DU bearings



R22/R404A

Model	Motor Type	Nominal Power (Hp)	Displ (m3/h)	Current		Capacitor (Single Phase Select)	Connection Tube (inch)		Oil Charge (L)
				(RLA) TFD	(A) PFJ		Discharge	Suction	
ZB15KQ/ZB15KQE	PFJ/TFD	2	5.9	4.3	11.4	40uF/370V	1/2	3/4	1.18
ZB19KQ/ZB19KQE	PFJ/TFD	2.5	6.8	4.3	12.9	45uF/370V	1/2	3/4	1.45
ZB21KQ/ZB21KQE	PFJ/TFD	3	8.6	5.7	16.4	50uF/370V	1/2	3/4	1.45
ZB26KQ/ZB26KQE	PFJ/TFD	3.5	9.9	7.1	18.9	60uF/370V	1/2	3/4	1.45
ZB29KQ/ZB29KQE	TFD	4	11.4	7.9	19.3	60pF/370V	1/2	7/8	1.36
ZB38KQ/ZB38KQE	TFD	5	14.5	8.9	-	-	1/2	7/8	1.89
ZB45KQ/ZB45KQE	TFD	6	17.2	11.5	-	-	1/2	7/8	1.89
ZB48KQ/ZB48KQE	TFD	7	18.8	12.1	-	-	3/4	7/8	1.8
ZB58KQ/ZB58KQE	TFD	8	22.1	16.4	-	-	7/8	11/8	2.51
ZB66KQ/ZB66KQE	TFD	9	25.7	17.3	-	-	7/8	13/8	3.25
ZB76KQ/ZB76KQE	TFD	10	28.8	19.2	-	-	7/8	13/8	3.25
ZB88KQ/ZB88KQE	TFD	12	33.2	22.1	-	-	7/8	13/8	3.25
ZB95KQ/ZB95KQE	TFD	13	36.4	22.1	-	-	7/8	13/8	3.3
ZB114KQ/ZB114KQE	TFD	15	43.4	27.1	-	-	7/8	13/8	3.3

R404A ZB Large commercial refrigeration scroll compressor

Model	Motor Type	Nominal Power (Hp)	Displ (m3/h)	Current		Capacitor (Single Phase Select)	Connection Tube (inch)		Oil Charge (L)
				(RLA) TFD	(A) PFJ		Discharge	Suction	
ZB130KQE	TFD	20	45.7	42.6	-	-	1-5/8	1-1/8	4.4
ZB150KQE	TWM	22	56.6	31.4	-	-	1-5/8	1-3/8	4.7
ZB190KQE	TWM	25	71.4	41.4	-	-	1-5/8	1-3/8	6.8
ZB220KQE	TWM	30	87.5	64.3	-	-	1-5/8	1-3/8	6.3

COPELAND ZR Series Scroll Compressor

R407c 380-420V 50Hz 3 Phase

Model	Nominal Power (HP)	Nominal Capacity		Input Power (W)	Current (A)	Displ (cm³/rev)	Weight (kg)	Height (mm)	Noise (dBA)
		(W)	(Btu/h)						
ZR24K3E-TFD	2	5,900	20,119	1,920	4.3	5.92	25.0	383	69.0
ZR36K3E-TFD	3	8,900	30,349	2,680	5.7	8.61	28.0	406	71.0
ZR42K3E-TFD	3.5	10,250	34,952	3,100	7.1	9.94	28.0	406	69.0
ZR47K3E-TFD	3.92	11,550	39,385	3,430	7.2	11.16	30.0	436	71.0
ZR61KCE-TFD	5.1	14,000	47,600	4,460	8.4	3.14	28.0	436	71.0
ZR68KCE-TFD	5.7	14,800	54,000	5,100	8.9	3.11	39.0	436	72.0
ZR72KCE-TFD	6	16,600	56,500	5,150	9.1	3.22	57.2	457	72.0
ZR81KCE-TFD	6.8	18,600	63,500	5,990	10.9	3.17	39.0	457	72.0
ZR94KCE-TFD	7.8	23,000	78,600	6,950	12.9	3.34	57.2	462	74.0
ZR108KCE-TFD	9	28,800	88,100	7,580	13.8	3.4	59.9	497	74.0
ZR125KCE-TFD	10.4	30,000	103,000	8,950	16	3.4	61.2	552	74.0
ZR144KCE-TFD	12	34,500	118,000	10,150	17.7	3.4	61.2	552	75.0
ZR160KCE-TFD	13.3	37,500	128,000	11,450	20.5	3.28	64.9	552	78.0
ZR190KCE-TFD	15.8	44,000	150,000	13,650	26.5	3.22	66.2	552	82.0
ZR250KCE-TWD	20.8	58,500	200,000	18,000	30.1	3.25	139.3	552	83.0
ZR310KCE-TWD	25.8	72,500	248,000	22,300	37.9	3.25	160.1	552	85.0
ZR380KCE-TWD	31.7	91,500	313,000	26,700	45.5	3.43	176.9	552	88.0

COPELAND ZP&VP Series Scroll Compressor

R410A 380V; 50Hz, 3 Phase

Model	Motor Type	Nominal Power (HP)	Nominal Capacity		Input Power (W)	Current (A)	COP (W/W)	Displ (cm³/rev)	Oil Charge (L)	Weight (kg)	Noise (dBA)
			(W)	(Btu/h)							
VP28KME	10.0	2.3	6900	23400	2340	4.6	2.90	26.7	0.77	19.7	63
VP42KUE	10.6	4.2	10100	34300	3235	5.6	3.10	39.8	1.24	29.9	68
VP51KUE	10.8	4.3	12600	42700	3954	7.0	3.20	47.1	1.24	29.9	69
VP54KUE	10.8	4.4	12900	44100	4083	7.1	3.20	51.1	1.24	29.9	70
VP57KUE	10.8	4.8	13920	47500	4480	8.6	3.20	53.1	1.66	29.9	71
VP61KUE	10.6	5.1	15090	51500	4840	9.2	3.10	57.2	1.66	29.9	71
VP90KSE	10.7	8.0	21900	74500	6950	12.3	3.15	84.2	2.51	56.7	72
VP103KSE	11.0	9.0	25300	86000	7800	13.7	3.24	96.4	3.25	59.9	74
VP104KSE	11.1	9.0	25600	87040	7840	14.3	3.27	96.4	2.51	48.8	74
VP120KSE	11.0	10.0	29400	100000	9110	16.6	3.24	113.7	3.25	61.2	74
VP122KSE	11.1	10.0	29900	102000	9160	16.6	3.27	112.3	2.51	48.8	74
VP137KSE	10.9	12.0	32600	111000	10200	17.8	3.21	127.2	3.25	61.2	75
VP143KSE	11.3	12.0	35500	121000	10700	19.4	3.31	132.7	2.51	48.8	72
VP144KSE	11.2	12.0	35500	121000	10800	19.1	3.28	134.6	3.25	60.8	75
VP144KFE	10.9	12.0	35500	121000	11100	19.8	3.19	134.6	3.25	60.8	75
VP154KSE	11.0	13.0	37400	127000	11600	20.8	3.24	143	3.25	64.9	76
VP182KSE	11.1	15.0	44100	150000	13500	25.7	3.26	167.2	3.25	66.2	77
VP292KSE	11.5	25.0	71500	244000	21200	36.8	3.37	262.8	4.44	92	82

COPELAND ZP&VP Series Scroll Compressor

R410A 380-420V; 50Hz, 3 Phase

Model	Motor Type	Nominal Power (HP)	Nominal Capacity		Input Power (W)	Current (A)	COP (W/W)	Displ (cm ³ /rev)	Oil Charge (L)	Weight (kg)	Noise (dBA)
			(W)	(Btu/h)							
ZP24K5E	TFM	2.0	5,670	19,350	2,000	3.6	2.83	22.8	0.62	21.6	66
ZP29K5E	TFM	2.4	7,003	23,900	2,380	4.3	2.93	27.6	0.74	22.3	66
ZP31K5E	TFM	2.6	7,350	25,000	2,580	4.6	2.84	29.5	0.74	22.3	66
ZP31K5E	TFD	2.6	7,350	25,000	2,580	4.6	2.84	29.5	0.74	22.3	66
ZP34K5E	TFD	2.8	8,200	28,000	2,830	5.2	2.90	32.8	1.24	28.9	68
ZP36KUE	TFM	3.0	8,790	30,000	2,860	6.3	3.08	34.5	1.66	30.4	71
ZP39KSE	TFM	3.3	9,250	31,600	3,150	5.3	2.93	36.9	1.24	30.9	68
ZP42KUE	TFM	3.5	10,255	35,000	3,300	5.9	3.11	39.9	1.24	30.4	71
ZP42KUE	TFD	3.5	10,255	35,000	3,300	5.9	3.11	39.9	1.24	30.4	71
ZP44KUE	TFM	3.5	10,841	37,000	3,520	6.2	3.08	42	1.24	30.4	71
ZP49KUE	TFM	4.1	11,950	40,800	3,810	6.5	3.14	46.4	1.24	29.9	71
ZP51KUE	TFM	4.3	12,453	42,500	3,970	7.5	3.14	47.1	1.24	29.9	69
ZP51KUE	TFD	4.3	12,050	42,500	3,970	7.5	3.14	47.1	1.24	29.9	69
ZP54KUE	TFM	4.5	13,185	45,000	4,240	8.6	3.11	49.9	1.24	30.4	71
ZP54KUE	TFD	4.5	12,900	45,000	4,240	8.6	3.11	49.9	1.24	30.4	71
ZP57KUE	TFM	4.8	13,918	47,500	4,480	8.6	3.11	53.1	1.24	30.4	71
ZP57KUE	TFD	4.8	13,918	47,500	4,480	8.6	3.11	53.1	1.24	30.4	71
ZP61KUE	TFM	5.1	15,090	51,500	4,840	9.2	3.11	57.2	1.24	30.4	71
ZP61KUE	TFD	5.1	15,090	51,500	4,840	9.2	3.11	57.2	1.24	30.4	71
ZP67KCE	TFD	5.6	16,115	55,000	5,200	9.1	3.11	63	1.78	39.9	72
ZP72KCE	TFD	5.6	17,141	58,500	5,700	9.8	3.02	67.2	1.78	39.9	72
ZP72KCE	TFD	6.0	17,100	58,500	5,700	9.8	3.02	67.1	1.77	39.9	72
ZP76KCE	TFD	6.3	18,400	62,700	5,850	11.0	3.14	70.8	1.77	39.5	72
ZP83KCE	TFD	7.0	19,900	68,000	6,400	11.7	3.11	77.2	1.77	39.5	20
ZP83KFE	TFD	7.0	19,900	68,000	6,600	12.1	3.02	77.2	1.77	39.5	72
ZP90KCE	TFD	8.0	21,800	74,500	6,950	12.3	3.14	84.2	2.51	57.6	72
ZP91KCE	TFD	8.0	21,700	74,000	6,790	12.4	3.19	84.6	1.77	40.8	72
ZP91KFE	TFD	8.0	21,700	74,000	6,981	12.6	3.11	84.6	1.77	40.8	75
ZP103KCE	TFD	9.0	25,200	86,000	7,800	14.4	3.22	96.4	3.25	61.2	74
ZP103KFE	TFD	9.0	25,200	85,700	7,940	14.7	3.16	96.4	3.25	60.8	74
ZP104KCE	TFD	9.0	25,400	86,800	7,790	14.3	3.27	96.4	2.51	48	74
ZP120KCE	TFD	10.0	29,300	100,000	9,110	16.6	3.22	113.6	3.25	61.2	74
ZP120KFE	TFD	10.0	29,300	100,000	9,340	17.6	3.14	113.6	3.25	62.6	74
ZP122KCE	TFD	10.0	29,900	102,000	9,060	16.6	3.27	112.3	2.51	48.8	74
ZP137KCE	TFD	12.0	32,500	111,000	10,200	18.3	3.19	127.2	3.25	62.1	77
ZP143KCE	TFD	12.0	35,500	121,000	10,800	19.4	3.28	132.7	2.51	48.8	72
ZP144KFE	TFD	12.0	35,500	121,000	10,800	19.1	3.28	134.6	3.25	60.8	75
ZP144KCE	TFD	12.0	35,500	121,000	11,100	19.8	3.19	134.6	3.25	60.8	75
ZP154KCE	TFD	13.0	37,000	127,000	11,600	20.8	3.22	142.9	3.25	64.9	76
ZP154KFE	TFD	13.0	37,000	126,000	11,900	21.3	3.10	142.9	3.25	64.9	76
ZP182KCE	TFD	15.0	44,000	150,000	13,500	26.3	3.25	167.2	3.25	66.2	77
ZP235KCE	TWD	20.0	57,000	195,000	17,600	30.0	3.25	217.2	4.67	140.6	82
ZP295KCE	TWD	25.0	71,500	244,000	22,000	37.2	3.25	268.5	6.8	160.1	85
ZP385KCE	TWD	30.0	92,500	316,000	28,500	48.1	3.25	349.4	6.3	176.9	85
ZP485KCE	TWD	40.0	118,400	404,000	35,700	60.3	3.31	444.5	6.3	200	89
ZP725KCE	FED	60.0	180,000	615,000	54,800	93.5	3.29	663.7	6.3	250	90

COPELAND ZPD Series Digital Scroll Air Conditioner Compressor

R410A 220-240V; 50Hz, 1 Phase

Model	Motor Type	Nominal Power (HP)	Nominal Capacity		Input Power (W)	Current (A)	COP (W/W)	Displ (cm ³ /rev)	Oil Charge (L)	Weight (kg)	Noise (dBA)
			(W)	(Btu/h)							
ZPD61KCE	PFZ	5.1	14800	50500	5,000	23.2	2.96	58.1	1.89	45.2	74
ZPD67KCE	PFZ	5.6	16000	54500	5,400	25.7	2.96	63	1.89	45.3	74

R410A 380-420V; 50Hz, 3 Phase

Model	Motor Type	Nominal Power (HP)	Nominal Capacity		Input Power (W)	Current (A)	COP (W/W)	Displ (cm ³ /rev)	Oil Charge (L)	Weight (kg)	Noise (dBA)
			(W)	(Btu/h)							
ZPD61KCE	TFD	5.1	14800	50500	4930	8.5	3.02	58.1	1.89	40.3	75
ZPD67KCE	TFD	5.6	16200	55200	5260	9.3	3.08	63	1.89	45.3	78
ZPD72KCE	TFD	6	17100	58500	5750	9.8	2.99	67.1	1.89	40.9	78
ZPD83KCE	TFD	7	20000	68100	6630	12	3.02	77.2	1.77	40.8	77
ZPD91KCE	TFD	8	21600	73800	6900	12.5	3.14	84.6	1.77	41.5	80
ZPD104KCE	TFD	9	25600	87200	7940	14.5	3.22	96.4	2.51	48.8	74
ZPD122KCE	TFD	10	29600	101000	9170	16.7	3.23	112.3	2.51	48.8	74

R410A 200-230V/380V/460V; 60Hz, 3 Phase

Model	Motor Type	Nominal Power (HP)	Nominal Capacity		Input Power (W)	Current (A)	COP (W/W)	Displ (cm ³ /rev)	Oil Charge (L)	Weight (kg)	Noise (dBA)
			(W)	(Btu/h)							
ZPD61KCE	TFD	5.1	18200	62000	5900	8.6	3.08	58.1	1.89	40.3	75
	TF5	5.1	18500	63000	5800	17	3.19	58.1	1.89	40.3	75
	TF7	5.1	18000	61500	5850	10.1	3.08	58.1	1.89	40.3	76
ZPD67KCE	TFD	5.6	19800	67700	6320	8.5	3.14	63.0	1.89	45.3	75
	TFD	6.0	21000	71500	6800	9.8	3.08	67.1	1.89	40.9	78
ZPD72KCE	TF5	6.0	21100	72000	6850	20.4	3.08	67.1	1.89	40.9	78
	TF7	6.0	20800	71000	6900	11.6	2.99	67.1	1.89	40.9	78
ZPD83KCE	TFD	7.0	24400	83100	7980	12.3	3.05	77.2	1.77	40.8	78
	TF5	7.0	24200	82500	7850	23	3.08	77.2	1.77	40.8	78
	TF7	7.0	24200	82500	7850	13.2	3.08	77.2	1.77	40.8	78
ZPD91KCE	TFD	8.0	26400	90100	8,300	12.8	3.18	84.6	1.77	41.5	81
	TF5	8.0	26400	90100	8,270	25.3	3.19	84.6	1.77	41.5	81
ZPD104KCE	TFD	9.0	31000	106,000	9650	14.7	3.22	96.4	2.51	48.8	77
	TF5	9.0	31000	106,000	9650	26.8	3.22	96.4	2.51	48.8	77
ZPD122KCE	TF7	9.0	31000	106,000	9650	16.3	3.22	96.4	2.51	48.8	77
	TFD	10.0	36000	123,000	11200	16.7	3.22	112.3	2.51	48.8	77
ZPD122KCE	TF5	10.0	36000	123,000	11200	30.5	3.22	112.3	2.51	48.8	77
	TF7	10.0	36000	123,000	11200	18.6	3.22	112.3	2.51	48.8	77

Test Standard AHRI: Evaporation Temperature 7.2°C, Condensation Temperature 54.4°C, Subcooling 8.3K, Superheat 11.1K, Ambient Temperature 35°C

COPELAND ZW Series Heat Pump Dedicated Scroll Compressor

The high energy efficiency of the Copeland scroll mainly stems from its unique axial flexible design. The unique shaft white flexible pressure balance device of ZW scroll compressor allows it to operate in a wider range of operating conditions than ordinary heat pump air conditioning compressors. Equipped with high-efficiency high-power motors, it can meet the needs of heat pump water heaters in extreme application conditions.



R410A 380-420V; 50Hz, 3 Phase

Refrigerant Frequency	Typical Model	Nominal Power (HP)	Motor Type	Displ (m3/h)	Input Power (W)	Current (A)	Oil Charge (L)	Weight (kg)
R407c 50 Hz	ZW30KSE	2.5	PFS	7.1	2.51	11.5	0.74	22.2
	ZW34KSE	3.0	PFS	8.0	3.07	14.1	0.74	22.2
	ZW42KSE	3.5	PFS	10.0	3.66	21.1	1.36	30.0
	ZW52KSE	4.5	PFS	12.2	4.43	23.6	1.36	30.0
	ZW34KSE	3.0	TFP	8.0	2.80	5.0	0.74	22.2
	ZW61KSE	5.0	TFP	14.4	4.85	8.4	1.36	30.0
	ZW79KSE	7.0	TFP	18.8	6.64	12.3	1.77	39.0
	ZW108KSE	9.0	TFP	24.9	8.33	16.2	3.25	62.0
	ZW125KSE	10.0	TFP	29.2	10.04	18.6	3.25	62.0
R410A 50 Hz	ZW28KWP	2.5	PFZ	4.6	2.38	11.0	0.77	20.0
	ZW31KWP	3.0	PFZ	5.1	2.61	12.1	0.74	22.8
	ZW42KWP	3.5	PFZ	6.9	3.55	17.0	1.24	34.4
	ZW51KWP	4.5	PFZ	8.4	4.05	19.8	1.24	34.4
	ZW42KWP	3.5	TFD	6.9	3.47	5.7	1.24	30.4
	ZW54KWP	4.5	TFD	8.9	4.37	7.1	1.24	33.0
	ZW72KWP	6.0	TFD	11.7	5.75	10.0	1.78	40.0
	ZW83KWP	7.0	TFD	13.4	6.50	11.7	1.78	40.0
R407c 60 Hz	ZW34KSE	3.0	TF7	9.7	3.37	6.0	0.74	22.2
	ZW61KSE	5.0	TF7	17.3	5.94	10.1	1.36	22.2
	ZW108KSE	9.0	TF7	30.0	10.19	18.7	1.36	62.0
R410A 60 Hz	ZW61KAE	5.0	TF7	17.3	5.58	8.1	1.36	30.0
	ZW42KWP	3.5	TFD	6.9	4.17	5.6	1.24	30.4
	ZW54KWP	4.5	TFD	8.9	4.24	7.6	1.56	32.3
	ZW72KWP	6.0	TFD	14.0	6.84	9.7	1.78	40.0
	ZW83KWP	7.0	TFD	16.1	7.76	11.9	1.78	40.0

COPELAND ZBD Series Scroll Compressor

R404A 50Hz/60Hz

Typical Model	Nominal Power (HP)	Displ (m3/h)		Rated Load Current (RLA=MCC/1.4)	Oil charge (L)	Connection Tube (inch)		Weight (kg)
		50Hz	60Hz			Discharge	Suction	
ZBD29KQE	4	11.4	13.8	7.7	1.36	1/2	3/4	72
ZBD38KQE	5	14.4	17.3	11.3	1.89	1/2	3/4	84
ZBD45KQE	6	17.1	20.6	9.6	1.89	1/2	3/4	88
ZBD48KQE	7	18.8	22.6	12.8	1.89	3/4	3/4	90

COPELAND ZF/ZFI Series Scroll Compressor

R404A Spray Model

Typical Model	Nominal Power (HP)	Displ (m3/h)	Rated Load Current(RLA=MCC/1.4)		Oil Charge (L)	Weight (kg)
			50Hz, 380-420V, 3Phase	60Hz, 460V, 3Phase		
ZF06KQE	2	5.9	4.3	4.3	1.3	25
ZF09KQE	3	8	4.6	5	1.5	27
ZF13KQE	4	11.7	7.1	7.1	1.9	39
ZF15KQE	5	14.4	8.6	8.9	1.9	39
ZF18KQE	6	17.1	8.9	8.9	1.9	39
ZF28KQE	9	25.1	14.4	14.4	1.9	40
ZF41KQE	13	35.3	19.3	19.3	3.4	63
ZF49KQE	15	42.4	20.2	20.2	3.4	66

R404A Enhanced Vapor Injection Model

ZFI20KQE	4	11.7	8.6	8.6	1.9	39
ZFI26KQE	6	17.1	9.3	9.3	1.9	39
ZFI36KQE	7.5	21.4	11.9	11.9	1.9	39
ZFI39KQE	9	25.1	14.5	14.5	1.9	40
ZFI50KQE	10	29.1	17.9	17.9	3.4	63
ZFI59KQE	13	13	19.3	19.3	3.4	63
ZFI68KQE	15	15	20.2	20.2	3.4	66
ZF49KQE	15	42.4	20.2	20.2	3.4	66

COPELAND ZSI Series Scroll Compressor

R404A 220V; 50Hz, 1 Phase PFS

Typical Model	Nominal Power (HP)	Displ (m³/h)		Rated Load Current (RLA=MCC/1.4)	Oil Charge (L)	Connection Tube (inch)		Weight (kg)
		50Hz	60Hz			Discharge	Suction	
ZSI06KQE	1.6	6.1	7.4	1.2	0.74	1/2	3/4	22.2
ZSI08KQE	1.7	6.1	8.2	1.2	0.74	1/2	3/4	22.2
ZSI11KQE	1.9	7.1	9	1.1	0.74	1/2	7/8	22.2
ZSI14KQE	2.1	7.1	9.9	1.1	0.74	1/2	7/8	22.2

DAIKIN B/D/G/ Inverter/ Multi-paralleled Type Scroll Compressor



Refrigerant	Typical Model	Output (HP)	Power Source	Nominal Capacity		Input Power (W)	Current (A)	COP (w/w)	Displ. (cm ³ /rev)
				(KW)	(BTU/U)				
R407C	JT90GBBV1L	3	1Ø 220V/50Hz	8.49	28980	2.73	12.7	3.11	45.8
	JT90GBBY1L	3	3Ø 380V/50hz	8.49	28980	2.65	4.6	3.2	45.8
	JT95GBBV1L	3	1Ø 220V/50Hz	9.16	31270	2.95	13.6	3.11	49.4
	JT95GBBY1L	3	3Ø 380V/50hz	9.16	31270	2.86	4.9	3.2	49.4
	JT125GBBY1L	4	3Ø 380V/50hz	11.8	40280	3.69	6.3	3.2	63.2
	JT160GBBY1L	5	3Ø 380V/50hz	14.7	50180	4.6	7.95	3.2	79.2
	JT170GBBY1L	5.5	3Ø 380V/50hz	15.7	53600	4.91	8.5	3.2	84
	JT300DA-Y1L	10	3Ø 380V/50hz	29.9	102050	9.45	16.2	3.16	163
	JT335DA-Y1L	12	3Ø 380V/50hz	34	116050	10.7	18.1	3.18	184.2
	R410A	JT90G-P8V1N	3	1Ø 220-230V/50Hz	8.54	29150	2.95	13.2	2.89
JT125G-P8V1		4	1Ø 220-240V/50Hz	11.8	40280	4.08	19.9	2.89	46
JT90G-P8Y1		3	3Ø 380-415V/50hz	8.54	29150	2.83	4.7	3.01	33.1
JT125G-P8Y1		4	3Ø 380-415V/50hz	11.8	40280	3.93	6.5	3	46
JT160G-P8Y1		5	3Ø 380-415V/50hz	14.9	50860	4.88	8.3	3.06	56.8
JT170G-P8Y1		5.5	3Ø 380-415V/50hz	15.91	54300	5.2	8.9	3.06	60.5
JT125BCBY1L		4	3Ø 380v/50hz	11.9	40620	3.8	7	3.13	67
JT160BCBY1L		5	3Ø 380v/50hz	15	51200	4.66	8.6	3.22	83.1
JT90GABV1L		3	1Ø 220V/50Hz	8.41	28710	2.56	11.9	3.3	45.8
JT90GABY1L		3	3Ø 380v/50hz	8.41	28710	2.47	4.36	3.4	45.8
R22	JT95GABV1L	3	1Ø 220V/50Hz	9.07	30960	2.75	12.8	3.3	49.4
	JT95GABY1L	3	3Ø 380v/50hz	9.07	30960	2.67	4.62	3.4	49.4
	JT125GABY1L	4	3Ø 380v/50hz	11.7	39940	3.44	6	3.4	63.2
	JT160GABY1L	5	3Ø 380v/50hz	14.6	49830	4.3	7.5	3.4	79.2
	JT170GABY1L	5.5	3Ø 380v/50hz	15.6	53250	4.59	8.1	3.4	84
	JT212D-Y1L	7	3Ø 380v/50hz	21.5	73390	6.49	11.2	3.31	117.3
	JT236D-Y1L	7.5	3Ø 380v/50hz	24	81920	7.2	12.3	3.33	131
	JT265D-Y1L	8	3Ø 380v/50hz	26.7	91140	7.95	13.6	3.36	144.7
	JT300D-Y1L	10	3Ø 380v/50hz	29.9	102050	8.85	15	3.38	163
	JT315D-Y1L	11	3Ø 380v/50hz	31.1	106160	9.15	15.5	3.4	169.5
JT335D-Y1L	12	3Ø 380v/50hz	34	116050	9.98	17	3.41	184.2	
Multi-paralleled Scroll Compressor									
JT212D-TY1L	7	3Ø 380v/50hz	21.5	73380	6.49	11.2	3.31	117.3	
JT236D-TY1L	7.5	3Ø 380v/50hz	24	81920	7.2	12.3	3.33	131	
JT265D-TY1L	8	3Ø 380v/50hz	26.7	91130	7.95	13.6	3.36	144.7	
JT300D-TY1L	10	3Ø 380v/50hz	29.9	102050	8.85	15	3.38	163	
JT335D-TY1L	12	3Ø 380v/50hz	34	116050	9.98	17	3.41	184.2	

GMCC Rotary Air-Conditioner Compressor



1.5HP HIGH EFFICIENCY FIX-SPEED COMPRESSOR

- Use efficient electromagnetic steel sheets combined, achieving ultra-efficient design of compressor;
- Ultra-efficient mechanical structure

R410A 1Ø-50Hz-220/240V

Series	Typical Model	Displ. (cm ³ /rev)	Cooling Capacity		Power (W)	COP (W/W)	Capacitor (µF/V)	Compresspr Height (mm)	Discharge Pipe ID (mm)	Suction Pipe ID (mm)
			(W)	(Btu/h)						
SN	ASN46V1VAZ1	4.6	1250	4265	320	3.90	15/370	238	8.1	9.8
	ASN58V1VZZ1	5.8	1625	5545	411	3.95	20/370	238	8.1	9.8
	ASN86V1UDZ	8.6	2140	7302	725	2.95	25/370	250	8.1	9.8
SM	ASM89V1VFZ	8.9	2485	8479	592	4.20	20/370	290	8.1	12.9
	ASM103V11VDZ	10.3	2900	9895	675	4.30	25/370	292	8.1	9.8
	ASM120V1VFT	12.0	3445	11754	805	4.28	30/370	292	8.1	12.9
	ASM130V1VDZ	13.0	3760	12829	885	4.25	35/370	292	8.1	9.8
M2	ASM140V1VFT	13.9	4060	13853	945	4.30	35/370	292	8.1	12.9
	PA150M2A-4FTL	15.0	4300	14672	1025	4.20	35/370	300	8.1	12.9
SG	PA190M2A-4EUL1	18.9	5480	18698	1290	4.25	45/370	325	8.1	12.9
	ASG240V1VMU	23.8	6930	23645	1620	4.28	50/400	310	9.8	16.2
TG	ATG330V1UMP	32.7	8230	28081	2815	2.92	65/400	380	9.8	16.2
TQ	ATQ375V1UMU	37.7	9615	32806	3255	3.05	75/400	405	9.8	16.2
	ATQ390V1UMT	38.9	9825	33523	3190	3.08	70/400	405	9.8	16.2

R22 1Ø-50Hz-220/240V

Series	Typical Model	Displ. (cm ³ /rev)	Cooling Capacity		Power (W)	COP (W/W)	Capacitor (µF/V)	Compresspr Height (mm)	Discharge Pipe ID (mm)	Suction Pipe ID (mm)
			(W)	(Btu/h)						
SN	HSN82V11UDZ1	8.2	1440	4913	488	2.95	20/370	250	8.1	9.8
SM	HSM135V1UDZ	13.3	2335	7967	708	3.30	25/370	292	8.1	9.8
	HSM150V5UFZ	15.1	2640	9008	800	3.30	25/370	292	8.1	12.9
	HSM160V5UFZ	15.8	2755	9400	840	3.28	25/370	292	8.1	12.9
	HSM165V3UDZA	16.4	2855	9741	915	3.12	30/370	292	8.1	9.8
	HSM170V1UFZ	16.9	2920	9963	885	3.30	30/370	292	8.1	12.9
	HSM195V1UFT	19.7	3400	11601	1045	3.25	35/370	300	8.1	12.9
	HSM200V3UDZ	20.1	3470	11840	1145	3.03	35/370	300	8.1	9.8
M2	HSM210V1UFT	20.9	3605	12300	1110	3.25	40/370	300	8.1	12.9
	HSM215V3UDZA	21.4	3700	12617	1215	3.05	35/370	300	8.1	9.8
	PH225M2A-4FT	22.4	3915	13358	1265	3.09	35/400	314	8.2	12.9
	PH250M2C-4FT1	25.0	4310	14706	1370	3.15	35/370	292	8.2	12.9
	PH280M2CS-4KU	28.1	4925	16804	1515	3.25	35/370	348	9.8	12.9
G2	PH310M2AS-4KTH	31.0	5565	18988	1750	3.18	40/400	335	8.2	12.9
	PH420G2CS-4KU1	42.3	7420	25317	2390	3.10	50/400	354	9.8	12.9
SF	PH440G2CS-4MU	43.5	7810	26648	2390	3.27	50/400	354	9.8	16.2
	HSF320V1UKU	31.9	5680	19380	1710	3.32	50/400	330	8.1	12.9
SQ	HSQ440V1TMV	43.6	7865	26835	2460	3.20	60/400	380	9.8	16.2

GMCC Rotary Inverter Compressor for Air Conditioner

- High efficiency: compressor cop increased by 8%, air-conditioner apf increased by 6%, meet the updated firstclass energy regulation.
- Quiet: compressor noise drops by 3db.6 octave noisedecreasing 4~5db. airflow pulsation decreasing50%, better for air-conditioner audio impression.



R410A DC Inverter Single Cylinder

Series	Typical Model	Displ. (cm ³ /rev)	Cooling Capacity		Power (W)	COP (W/W)	Capacitor (μF/V)	Compresspr Height(mm)	Discharge Pipe ID(mm)	Suction Pipe ID(mm)
			(W)	(Btu/h)						
SK	ASK75D43UEZ	7.5	2225	7592	582	3.82	-	238	8.1	9.8
	ASK89D53UEZ	8.9	2670	9110	688	3.88	-	258	8.1	9.8
SN	ASN98D22UFZA	9.7	2920	9963	745	3.92	-	250	8.1	12.9
	ASN98D32UFZ	9.7	2920	9963	740	3.95	-	250	8.1	12.9
	ASN108D22UFZ	10.8	3260	11123	832	3.92	-	250	8.1	12.9
	ASN108D32UFZ	10.8	3260	11123	825	3.95	-	250	8.1	12.9
	ASN133D42UFZ	13.3	4000	13648	1000	4.00	-	260	8.1	12.9
	ASN140D21UFZ	14.0	4225	14416	1085	3.90	-	262	8.1	12.9
SF	ASF235D28UMT	23.5	7100	24225	1810	3.92	-	333	8.1	16.2

R410A DC Inverter Twin Cylinder

Series	Typical Model	Displ. (cm ³ /rev)	Cooling Capacity		Power (W)	COP (W/W)	Capacitor (μF/V)	Compresspr Height(mm)	Discharge Pipe ID(mm)	Suction Pipe ID(mm)
			(W)	(Btu/h)						
TN	ATN110D42UFZ	11.0	3285	11208	825	3.98	-	250	8.1	12.9
	ATN130D42UFZ	13.1	3905	13324	975	4.00	-	250	8.1	12.9
	ATN130D30UFZ	13.1	3900	13307	1005	3.88	-	250	8.1	12.9
	ATN150D30UFZA	14.9	4500	15354	1155	3.90	-	270	8.1	12.9
	ATN150D42UFZ	14.9	4480	15286	1120	4.00	-	280	8.1	12.9
TF	ATF200D22UMT	20.1	6075	20728	1710	3.55	-	333	9.8	16.2
	ATF235D22UMT	23.5	7135	24345	1955	3.65	-	333	9.8	16.2
	ATF235D43UMT	23.5	7140	24362	1940	3.68	-	333	9.8	16.2
	ATF250D22UMT	25.1	7645	26085	2080	3.68	-	333	9.8	16.2
	ATF310D43UMT	30.8	9490	32380	2600	3.65	-	333	9.8	16.2
	ATF400D64UMV	39.8	12285	41916	3365	3.65	-	365	9.8	16.2
	ATF400D66UMV	39.8	12285	41916	3235	3.80	-	365	9.8	16.2
TQ	ATQ360D1UMU	36.3	11200	38214	3040	3.68	-	406	9.8	16.2
	ATQ420D1UMU	41.5	12960	44220	3485	3.72	-	406	9.8	16.2
	ATQ420D2UMU	41.5	12960	44220	3430	3.78	-	406	9.8	16.2
	ATQ420D1UNU1	41.9	13040	44492	3435	3.80	-	406	9.8	22.2
	ATQ580D66UNT	57.9	18750	63975	4910	3.82	-	430	12.9	22.2

GMCC Refrigerator Compressor

The efficient DC inverter motors with ultra-wide range of voltageand rotating speed can meet the requirements for energy conservationand silence of high-end variable-frequency refrigerators.



R600a DC Inverter Refrigerator Compressor 100V/220~240V/50~60Hz

Model	Displ(cm ³)	Cooling Type	Motor Type	rpm	ASHRAE (-23.3/54.4/32.2°C)					Shell Height
					Cooling Capacity			COP		
					w	Kcal/h	Btu/h	W/W	Btu/Wh	
DZ90V1C	9	ST	BLDC	1320	69	59	235	1.85	6.31	127
				1620	88	76	300	1.9	6.48	
				3000	172	148	587	1.8	6.14	
				4320	220	189	751	1.69	5.77	
DZ90V1Q	9	ST	BLDC	1320	69	59	235	2	6.82	141
				1620	88	76	300	2.05	6.99	
				3000	172	148	587	1.95	6.65	
				4320	220	189	751	1.65	5.63	
DZ100V1C	10	ST	BLDC	1320	82	71	280	1.88	6.41	127
				1620	101	87	345	1.9	6.48	
				3000	180	155	614	1.85	6.31	
				4320	250	215	853	1.69	5.77	
DZ120V1C	12	ST	BLDC	1320	86	74	293	1.76	6.01	127
				1620	108	93	368	1.81	6.18	
				3000	210	181	717	1.78	6.07	
DZ150V1Z	15	ST	BLDC	1320	110	95	375	1.83	6.24	145
				4620	145	125	495	1.88	6.41	
				3000	270	232	921	1.75	5.97	
				4320	340	292	1160	1.6	5.46	

GMCC Refrigerator Compressor

REFRIGERATOR COMPRESSOR

- It has excellent high-efficiency and energy-saving characteristics, excellent reliability, and is suitable for a wide voltage range. It is designed to minimize energy consumption, bringing you cost savings while ensuring reliable performance across a wide range of voltage conditions.
- Using environmentally friendly R290 refrigerant, it has excellent rapid refrigeration performance and is especially suitable for large-volume freezers to ensure rapid and efficient refrigeration to meet various refrigeration needs.



R134a LBP 220V-240V~50/60Hz

Model	Displ(cm ³)	Cooling Type	Motor Type	Power Frequency	ASHRAE (-23.3/54.4/32.2°C)					Shell Height
					Cooling Capacity			COP		
					w	Kcal/h	Btu/h	W/W	Btu/Wh	
PE40E1J-4	4	ST	RSCR	220V-240V~50Hz	110	95	375	1.2	4.09	164
				220V-240V~60Hz	130	112	444	1.35	4.61	
PE40E1H-4	4	ST	RSCR	220V-240V~50Hz	110	95	375	1.4	4.78	170
				220V-240V~60Hz	130	112	444	1.5	5.12	
SE45E1J-4	4.5	ST	RSCR	220V-240V~50Hz	120	103	409	1.2	4.09	175
				220V-240V~60Hz	145	125	495	1.35	4.61	
DZ90V1C	4.5	ST	RSCR	220V-240V~50Hz	138	119	471	1.42	4.85	175
				220V-240V~60Hz	162	139	553	1.54	5.25	
PE50H1F-4	5	ST	RSCR	220V-240V-50Az	155	133	529	1.6	5.46	178
				220V-240V~60Hz	180	155	614	1.63	5.56	
PE55H1C-4	5.5	ST	RSCR	220V-240V~50Hz	170	146	580	1.55	5.29	178
				220V-240V~60Hz	198	170	676	1.65	5.63	
PE65H1D-4	6.5	ST	RSCR	220V-240V~50Hz	195	168	665	1.45	4.95	178
				220V-240V~60Hz	220	189	751	1.55	5.29	
PE65H1C-4	6.5	ST	RSCR	220V-240V~50Hz	195	168	665	1.55	5.29	178
				220V-240V~60Hz	220	189	751	1.65	5.63	
PE75H1F-4	7.5	ST	RSCR	220V-240V~50Hz	220	189	751	1.4	4.78	178
				220V-240V~60Hz	250	215	853	1.5	5.12	
PE75H1D-4	7.5	ST	RSCR	220V-240V~50Hz	220	189	751	1.5	5.12	178
				220V-240V~60Hz	250	215	853	1.6	5.46	

R290 LBP 20V-240V~50Hz

Model	Displ(cm ³)	Cooling Type	Motor Type	Power Frequency	ASHRAE (-23.3/54.4/32.2°C)					Shell Height
					Cooling Capacity			COP		
					w	Kcal/h	Btu/h	W/W	Btu/Wh	
SA30E1J	3	ST	RSIR	220V-240V~50Hz	130	112	444	1.3	4.44	178
PA30E1C	3	ST	RSCR	220V-240V~50Hz	135	116	461	1.65	5.63	178
PA35E1E	3.5	ST	RSCR	220V-240V~50Hz	162	139	553	1.52	5.19	178
PA35E1D	3.5	ST	RSCR	220V-240V~50Hz	165	142	563	1.6	5.46	178
PA35E1C	3.5	ST	RSCR	220V-240V~50Hz	170	146	580	1.65	5.63	178
PA45E1E	4.5	ST	RSCR	220V-240V~50Hz	205	176	699	1.55	5.29	178
PA45E1D	4.5	ST	RSCR	220V-240V~50Hz	205	176	699	1.6	5.46	178
PA45E1C	4.5	ST	RSCR	220V-240V~50Hz	205	176	699	1.65	5.63	178
PA50H1E	5	ST	RSCR	220V-240V~50Hz	240	206	819	1.55	5.29	178
PA50H1B	5	ST	RSCR	220V-240V~50Hz	240	206	819	1.7	5.8	178
PA59H1B	5.9	FC	RSCR	220V-240V~50Hz	290	249	989	1.7	5.8	178

HITACHI Fixed Speed Compressor for Refrigeration

- Exclusive design for each temperature range
- Liquid injection available
- Oil sight glass available
- Tandem ready configurations
- Suitable for cold room and showcases



R22 Medium-high Temperature

Model	Normal Power (HP)	Rated Output (W)	Displacement cm ³ /rev.	Cooling Capacity		Input (W)	Power supply			Weight KG (include oil)	Oil Charge
				(W)	(Btu/h)		Phase Ø	Voltage V	Frequency Hz		
N300DH-56Q2(Y)G	3.5	2600	56	6100	20810	3050	1	220-240	50	36	1800
N350DH-64Q2(Y)G	4	3000	64	6900	23540	3450	1	220-240	50	36	1800
N300DH-56D2(Y)G	3.5	2600	56	6270	21390	2850	3	380-415/440	50/60	36	1800
N350DH-64D2(Y)G	4	3000	64	7000	23880	3160	3	380-415/440	50/60	36	1800
N500DH-83D2(Y)G	5	3700	83	9070	30950	4080	3	380-415/440	50/60	36	1800
N600DH-95D2(Y)G	6	4500	95	10540	35960	4640	3	380-415/440	50/60	37	1800

R404A Medium-high Temperature

Model	Normal Power (HP)	Rated Output (W)	Displacement cm ³ /rev.	Cooling Capacity		Input (W)	Power supply			Weight KG (include oil)	Oil Charge
				(W)	(Btu/h)		Phase Ø	Voltage V	Frequency Hz		
NS300DH-56Q2(Y)G	3.5	2600	56	6235	21293	3405	1	220-240	50	36	1800
NS350DH-64Q2(Y)G	4	3000	64	7076	24165	3846	1	220-240	50	37	1800
NS300DH-56D2(Y)G	3.5	2600	56	9401	32106	4721	3	380-415/440	50/60	36	1800
NS350DH-64D2(Y)G	4	3000	64	10749	36711	5400	3	380-415/440	50/60	36	1800
NS500DH-83D2(Y)G	5	3700	83	6250	21313	3400	3	380-415/440	50/60	36	1800
NS600DH-95D2(Y)G	6	4500	95	7250	24723	3800	3	380-415/440	50/60	37	1800

R404A Low Temperature

Model	Normal Power (HP)	Rated Output (W)	Displacement cm ³ /rev.	Cooling Capacity		Input (W)	Power supply			Weight KG (include oil)	Oil Charge
				(W)	(Btu/h)		Phase Ø	Voltage V	Frequency Hz		
LS350DH-64D2(Y)G	4	3000	64	5800	19808	3410	3	380-415/440	50/60	36	1800
LS500DH-83D2(Y)G	5	3700	83	7603	25966	4351	3	380-415/440	50/60	36	1800
LS600DH-95D2(Y)G	6	4500	95	8820	30076	5050	3	380-415/440	50/60	37	1800

Models with (Y) is with oil pipe for multiple use

HITACHI Fixed Speed Compressor for Refrigeration

High Efficiency At Low Temperature Usage By "Algebraic Spiral Wrap"

High Compression Ratio

Better Efficiency



Z Series Fixed Speed

Model	Rated Output (W)	Displacement cm ³ /rev.	Power supply			Weight KG (include oil)	Oil Charge	Cooling Capacity			
			Phase Ø	Voltage V	Frequency Hz			R290	R448A	R449A	R404A
ZS6013X3	600	12.5	1	208-230	60	12.6	550	1155/3,946	-	-	-
ZS7516X3	750	15.9	1	208-230	60	12.7	550	1551/5,296	-	-	-
ZS1120X3	1,100	20.1	1	208-230	60	13.6	650	1986/6,783	-	-	-
ZS4084P1	400	8.4	1	115	60	12.4	550	-	-	-	1013/3,460
ZS6013P1	600	12.5	1	115	60	12.4	550	-	-	-	1523/5,200
ZS6013X1	600	12.5	1	208-230	60	12.6	550	-	1363/4,654	1363/4,654	1527/5,214
ZS7516X1	750	15.9	1	208-230	60	12.7	550	-	1774/6,057	1774/6,057	1987/6,787
ZS1120X1	1,100	20.1	1	208-230	60	13.6	650	-	2189/7,477	2189/7,477	2453/8,377

D Series Fixed Speed

Model	Rated Output (W)	Displacement cm ³ /rev.	Power supply			Weight KG (include oil)	Oil Charge	Cooling Capacity (W/BTU/h)		
			Phase Ø	Voltage V	Frequency Hz			R1270	R449A	R404A
DS1529S1	1,500	29.1	1	220-240	50	22.6	850	2991/10,215	2868/9,794	2950/10,075
DS1836S1	1,800	35.7	1	220-240	50	22.9	850	3561/12,162	3475/11,867	3568/12,187
DS1529V1	1,500	29.1	3	380-415	50	21.8	850	-	-	2908/9,930
DS1834V1	1,800	34	3	380-415	50	21.7	850	-	-	3343/11,415
DS2244V1	2,200	44	3	380-415	50	23.7	850	-	-	4158/14,200
ZS6013X1	600	12.5	1	208-230	60	12.6	550	-	1363/4,654	1527/5,214
ZS7516X1	750	15.9	1	208-230	60	12.7	550	-	1774/6,057	1987/6,787
ZS1120X1	1,100	20.1	1	208-230	60	13.6	650	-	2189/7,477	2453/8,377

HITACHI Scroll Compressor for Residential or Commercial Application



R410A DC Inverter

Model	Nominal Rating HP class	Displacement cm ³ /rev.	Primary power supply 3 phase Voltage V	Speed Range RPS	Rated Performance				Weight KG (include oil)	Oil Charge
					Cooling Capacity		Power Input	COP (W/W)		
					kW	BTU/h				
E405DHD-36A2G	4	36	200/200-220	30-90	11.8	40,238	3.67	3.22	32	1.2
E405DHD-38A2G	6	38	200/200-220	30-90	12.4	42,284	3.88	3.2	32	1.2
E405DHD-42A2G	6	42	200/200-220	30-90	13.76	46,922	4.3	3.2	32	1.2
E656DHD-65A2G	10	65	200/200-220	10-100	21.5	73,315	6.58	3.27	38	1.9
E706DHD-72A2G	12	72	200/200-220	10-100	23.25	79,283	7.15	3.25	37	1.9
E405DHD-36D2G	6	36	380-415/440	30-90	11.8	40,238	3.67	3.22	32	1.2
E405DHD-38D2G	6	38	380-415/440	30-90	12.29	41,909	3.84	3.2	32	1.2
E405DHD-42D2G	6	42	380-415/440	30-90	13.76	46,922	4.3	3.2	32	1.2
E656DHD-65D2G	10	65	380-415/440	10-100	21.5	73,315	6.58	3.27	38	1.9
E706DHD-72D2G	12	72	380-415/440	10-100	23.25	79,283	7.15	3.25	37	1.9
E856DHD-80D2G	14	80	380-415/440	10-100	25.92	88,387	8.1	3.2	40	1.9

R410A Fixed Speed

Model	Nominal Rating HP class	Displacement cm ³ /rev.	Cooling Capacity		Input (W)	COP W/W	Cooling Capacity			Weight KG (include oil)	Oil Charge
			kW	BTU/h			kW	BTU/h	BTU/h		
E405DH-38B2G	4	38	9.87	33,657	3.27	3.02	3	220	50/60	37	1.2
E505DH-49B2G	5	49	12.9	43,989	4.27	3.02	3	220	50/60	37	1.3
E605DH-59B2G	6	59	15.39	52,480	5.13	3	3	220	50/60	38	1.3
E405DH-38C2G	4	38	9.87	33,657	3.27	3.02	3	380/380-400	50/60	37	1.2
E505DH-49C2G	5	49	12.9	43,989	4.27	3.02	3	380/380-400	50/60	37	1.3
E605DH-59C2G	6	59	15.39	52,480	5.13	3	3	380/380-400	50/60	38	1.3
E655DH-65C2G	6.5	65	17.1	58,311	5.7	3	3	380/380-400	50/60	38	1.3
E855DH-80C2G	8	80	20.9	71,269	7.08	2.95	3	380/380-400	50/60	43	1.9
E405DH-38D2G	4	38	9.87	33,657	3.27	3.02	3	380-415/440	50/60	37	1.2
E505DH-49D2G	5	49	12.9	43,989	4.27	3.02	3	380-415/440	50/60	37	1.3
E605DH-59D2G	6	59	15.44	52,650	5.13	3.01	3	380-415/440	50/60	38	1.3
E655DH-65D2G	6.5	65	17.1	58,311	5.7	3	3	380-415/440	50/60	38	1.3
E855DH-80D2G	8	80	20.97	71,508	7.08	2.96	3	380-415/440	50/60	43	1.9

Test Condition : • Evaporating temp 7.2 °C / • Condensing temp 54.4 °C

• Suction gas temperature 18.3 °C / • Expansion valve inlet temp 46.1 °C / • Ambient temperature 35.0 °C

• Frequency 50 Hz / • Rotation speed (DC inv) 60 RPS

MISUBISHI Fixed-speed Compressor



R410A 220V-240V, 50Hz

Series	Typical Model	Displ. (cm ³ /rev)	Cooling Capacity		Power (W)	COP (W/W)	Capacitor (μF/V)	Dimension(A) (mm)	Dimension(B) (mm)
			(W)	(Btu/h)					
K	KN083VAMMC	8.3	2,010	6,858	695	2.89	25/380	268.2	234.8
	KN092VEHMC	9.2	2,260	7,711	795	2.84	25/400	263.2	234.8
	KN104VGMCC	10.4	2,520	8,598	880	2.86	25/400	264.7	239.3
R	RN125VHFMC	12.5	3,100	10,577	1,030	3.01	30/400	264.9	240.8
	RN135VHEMC	13.5	3,340	11,396	1,120	2.98	30/400	287.5	260.5
	RN145VHEMC	14.5	3,610	12,317	1,210	2.98	30/400	287.5	260.5
	RN196VHEMC	19.6	4,800	16,378	1,680	2.86	40/400	287.5	260.5
	RN199VHRMC	19.9	4,770	16,275	1,620	2.94	45/400	294.8	278.0
	RN211VHFMC	21.1	5,230	17,845	1,730	3.02	50/400	294.8	260.5
	RN222VHFMC	22.2	5,470	18,664	1,810	3.02	50/400	294.8	260.5
T	TN220VQEMC	22.0	5,380	18,357	1,840	2.92	50/400	336.1	279.8
L	LN28VBRMC	28.4	7,050	24,055	2,310	3.05	60/390	381.8	340.9
	LN30VBRMC	30.2	7,680	26,204	2,470	3.11	60/420	381.8	340.9
	LN32VBRMC	32.8	8,320	28,388	2,680	3.10	60/420	381.8	340.9
	LN38VBRMC	38.0	9,700	32,980	3,160	3.07	60/420	381.8	340.9
	LN42VBRMC	42.8	10,530	35,907	3,510	3.00	60/420	381.8	340.9

R410A 380V, 30-50Hz

L	LN28YQAMC	28.4	7,050	24,055	2,310	3.05	60/350	376.8	403.9
	LN32YBRMC	32.8	8,215	27,931	2,664	3.08	RDR-S400	381.8	340.9
	LN38YBRMC	38.0	9,590	32,606	3,110	3.08	RDR-S	381.8	340.9
	LN42YBRMC	42.9	10,550	35,870	3,595	2.93	RDR-S	381.8	340.9
	LN48YRNC	48.5	12,110	41,174	3,920	3.05	RDR-S	398.8	373.4
	LN51YRMMC	51.0	12,520	42,693	4,125	3.04	RDR-S	398.8	373.4

R410A 220V-240V, 50Hz(T3)

R	RNT186VHRMC	18.6	4,650	15,810	1,540	3.02	45/400	394.8	278.0
T	TNT240VQEMC	24.0	5,890	20,026	2,040	2.89	50/400	336.1	279.8

Product in development

MISUBISHI Fixed-speed Compressor R410A, R32, R134a

R410A 208V-230V, 60Hz

Series	Typical Model	Displ. (cm ³ /rev)	Cooling Capacity		Power (W)	COP (W/W)	Capacitor (μF/V)	Dimension(A) (mm)	Dimension(B) (mm)
			(W)	(Btu/h)					
K	KN065NAMMC	6.5	1,885	6,409	650	2.90	25/350	268.2	234.8
	KN073NGFMC	7.3	2,170	7,378	745	2.91	25/350	264.7	231.3
L	LN30NQAMC	30.0	9,350	31,790	3,030	3.09	55/360	381.8	340.9
	LN32NQAMC	32.8	10,150	34,632	3,310	3.07	45/390	381.8	340.9

R410A 115-120V, 60Hz

K	KN083WAMMC	8.3	2,510	8,564	840	2.99	70/200	268.2	234.8
	KN092WHAHC	9.2	2,755	9,400	950	2.90	70/220	263.2	234.8
	KN104WHBHC	10.4	3,180	10,850	1,070	2.97	70/220	264.7	239.3
	KN111WHBHC	11.1	3,340	11,396	1,190	2.81	75/240	264.7	231.3
R	RN125WHHMC	12.5	3,810	13,000	1,310	2.91	100/220	264.9	240.8
	RN135WHHMC	13.5	4,010	13,682	1,430	2.80	100/220	287.5	260.5
	RN145WHHMC	14.5	4,410	15,047	1,560	2.83	100/220	287.5	260.5

MISUBISHI Rotary Inverter Compressor

R410A

Series	Typical Model	Displ. (cm ³ /rev)	Cooling Capacity		Power (W)	COP (W/W)	fRange	Dimension(A) (mm)	Dimension(B) (mm)
			(W)	(Btu/h)					
K	KNB073FCKMC	7.3	2,250	7,677	690	3.26	15-115	213.0	234.5
	KNB092FADMC	9.2	2,925	9,980	850	3.44	15-115	235.9	248.5
	KNB120FACMC	12.0	3,545	12,096	1,120	3.17	15-115	242.2	252.3
S	SNB140FCAMC	14.0	4,380	14,945	1,300	3.37	10-120	254.2	271.5
	SNB150FGAMC	15.0	4,620	15,763	1,420	3.25	10-130	259.2	283.0
	SNB172FNQMC	17.2	5,430	18,425	1,770	3.07	10-130	255.7	279.5
	SNB200FGMMC	20.0	6,220	21,223	1,840	3.38	10-120	259.2	283.0
	SNB220FBGMC	22.0	6,840	23,338	2,060	3.32	10-120	287.5	283.0
	SYB280FARMC	28.0	8,900	30,367	2,650	3.36	15-120	332.4	306.6
T	TNB220FFEMC	22.0	6,940	23,679	2,150	3.23	10-110	267.1	317.5
	TNB306FPNMC	30.6	9,880	33,711	3,010	3.28	10-120	294.8	273.0
M	MNB33FEBMC	33.8	10,830	36,952	3,260	3.32	10-120	374.0	344.0
	MNB40FEQMC	40.0	12,900	44,015	3,960	3.26	10-120	374.0	356.0
	MNK42FDMMC-L	42.1	13,000	44,356	4,280	3.04	10-120	390.0	344.0
	MNB42FCKMC	42.1	13,780	47,017	4,040	3.41	10-120	390.0	344.0
L	LNB42FSCMC	42.9	13,980	47,700	4,240	3.30	10-120	376.8	353.4
	LNB53FDKMC	53.7	16,835	57,441	5,480	3.07	10-120	421.3	407.4
	LNB65FAGMC	65.2	19,760	67,421	6,460	3.06	10-120	421.3	423.8
	LNB80FAMMC	80.6	23,155	79,005	8,185	2.83	10-130	421.3	423.8

HIGHLY Rotary Compressor for Air Conditioner

- Ultra silent low vibration
- Evaporation temperature 0°C to -40°C operating range
- Freezing, refrigerating, and quick freezing
- R404A compressor with liquid spray system, stable operation at low temperature



Model	DSH254CV	DTH307LV	DTH488LV	DTH488LC3	DTH590LC3	DTE752LC3	DTE911LC3
Displacement (cc/rev)	25.4	30.7	48.8	48.8	59	75.2	91.1
HP	1.5	2	3	3	4	5	6.5
Power	220~240V/1PH/50HZ			380V/3PH/50HZ			
Refrigerant	R404A						
Evaporating Tempe (°C)	-45°C~10°C						
Condensing Temp (°C)	20°C~65°C						
Rated Current (A)	6.65	7.5	11.8	4.75	6.2	8	8.8
Rated Motor Input (W)	1425	1585	2535	2570	3650	4600	5055
Rated Capacity (W)	1540	2095	3305	3200	4200	5350	5600
Running Capacitor(Uf/V)	50uF/450V	50uF/450V	60uF/450V	---			
Start Capacitor (Uf/V)	105uF/330V	115uF/330V	100uF/330V	---			
Compressor Height A (Without Assembly Parts)(mm)	289	361	372.7	361.3	414.6	445.2	441.1
Compressor Diameter B (mm)	Ø139.1	Ø140.1	Ø139.1	Ø139.1	Ø167.6	Ø167.6	Ø168
Gas-liquid Separator Outer Diameter	Ø60			Ø89.1			

Constant-speed T1 R410a 1Ø 220/240V 50Hz

Model	Displacement(cc/rev)	Cooling Capacity(w)	Cooling Capacity(Btu/h)	COP(W/W)	Capacitor(µF/V)	Height(mm)
ASD086UV	8.6	2030	6926	2.84	20/400	248.8
ASD099HV	9.9	2340	7984	2.95	30/400	248.8
ASG108TV	10.8	2510	8564	2.90	25/450	261.0
ASG116CV	11.6	2730	9315	2.80	35/450	261.0
ASG130UV	13.0	3170	10816	2.95	30/450	261.0
ASL150UV	15.0	3555	12130	2.96	30/450	289.0
ASL180SV-1	18.0	4300	14672	2.97	35/450	279.0
ASL20IUV	20.1	4800	16378	3.00	50/450	304.0
ASH218SV	218.0	5180	17674	2.90	60/400	298.5
ASH232SV	23.2	5510	18800	2.90	60/400	298.5
ASH255TV	25.5	6080	20745	2.94	55/450	298.5
ASH264UV	26.4	6420	21905	3.05	55/450	325.5
ASH275CV	27.5	6500	22178	2.83	50/450	312.9
ASH280TV	28.0	6830	23304	3.00	70/450	312.9
ATH290TV	29.0	7130	24328	2.98	45/450	364.0
ATH307RV	30.7	7330	25010	2.90	50/450	358.0
ATH325CV	32.5	7780	26545	2.87	60/450	358.0
ATH356CV	35.6	8440	28797	2.85	65/450	358.0
ATH420	41.8	10100	29531	2.95	90/450	375.8

Constant-speed T1 R22 1Ø 220/240V 50Hz

Model	Displacement(cc/rev)	Cooling Capacity(w)	Cooling Capacity(Btu/h)	COP(W/W)	Capacitor(µF/V)	Height(mm)
SD086CV	8.6	1410	4811	2.94	15/400	205.00
SD104CV	10.4	1740	5937	3.03	15/400	232.90
SD122CV	12.2	2040	6960	2.96	15/400	232.90
SD135UV	13.5	2300	7848	3.15	30/400	242.90
SD156CV	15.6	2650	9042	3.05	25/400	232.90
SG184SV	18.4	3050	10407	3.11	35/450	256.0/263.9
SG210CV	21.0	3550	12113	3.17	30/450	261.00
SL253CV	25.3	4210	14365	2.95	35/450	264.00
SL286UV	28.6	4845	16531	3.20	45/450	289.00
SL310UV	31.0	5240	17879	3.20	50/450	313.00
SL325UV	32.5	5540	18902	3.20	40/450	313.00
SH356UV	35.6	6120	20881	3.32	65/450	307.80
SHV33ZxxxU	40.0	6740	22997	2.99	50/450	338.90
SHV33YxxxU	41.7	7100	24225	3.04	50/450	338.90
TH454RV	45.4	7630	26034	3.23	70/450	372.70
TH508	50.8	8660	29548	3.00	90/450	358.90

HIGHLY DC Inverter Compressor

R410A DC Inverter R410A

Series	Model	Displacement (cc/rev)	Cooling Capacity (w)	Cooling Capacity (Btu/h)	COP (W/W)	Rated Speed (RPM)	Height (mm)	Testing Condition
D	ASD088CKP-6B	8.80	2960	10100	4.31	3600	226.0	New GB
	ASD102RKQ-6B	10.20	3550	12113	4.50	3600	226.0	New GB
	ASD113RKQ-6B	11.30	3905	13324	4.45	3600	245.0	New GB
	ASD145RKN-6	14.50	5650	19278	4.45	4000	245.0	冷房定格
TD	ATD130RKQ-6B	13.00	4380	15149	4.36	3600	235.0	New GB
	ATD141UKQ-6	14.10	5560	18971	4.50	4000	261.0	冷房定格
	ATD150RKQ-6B	15.00	5050	17231	4.36	4000	235.0	New GB
	ATD186UKQ-6	18.60	7200	24566	4.44	4000	291.0	冷房定格
	ATD226UKP-6	22.60	7600	25931	4.30	3600	291.0	New GB
G	ASG133SKQ	13.30	5230	17845	4.45	4020	247.0	冷房定格
L	ATL232UDP-1	23.20	6520	22247	3.26	3300	290.5	ASHRAE/T
	ATL253UDP	25.30	7150	24397	3.20	3300	307.5	ASHRAE/T
	ATL304UDP	30.40	8450	28832	3.23	3300	358.9	ASHRAE/T
TH	ATH307SDP	30.70	8710	29719	3.25	3300	358.0	ASHRAE/T
	ATH307CDP	30.70	8600	29344	3.12	3300	315.5	ASHRAE/T
	GTH307SKP	30.70	9280	31664	4.20	3300	328.0	New GB
	ATH356SDP	35.60	10100	34462	3.25	3300	358.0	ASHRAE/T
	GTH420SKP	42.00	11800	40263	3.30	3300	328.0	ASHRAE/T
	ATH420SDP	42.00	11900	40604	3.25	3300	364.0	ASHRAE/T

DANFOSS SH Series Commerical Compressors

R410A

Frequency	Typical Model	Nominal Cold Ton	Nominal Capacity		Input Power (W)	COP (W/W)	EER (Btu/Wh)	Exhaust Volume (cm ³ /rev)	Displ (m ³ /h)	Oil Charge (L)	Weight (kg)
			(W)	(Btu/h)							
50Hz	SH090	7.5	22300	76100	7.19	3.1	10.58	88.4	15.4	3	58
	SH120	10	30000	102400	9.46	3.17	10.82	116.9	20.3	3.3	64
	SH140	12	34700	118400	10.58	3.28	11.19	133	23.1	3.3	67
	SH180	15	44500	151900	13.87	3.21	10.96	170.2	29.6	6.7	108
	SH240	20	59700	203800	18.5	3.23	11.02	227.6	39.6	6.7	108
	SH380	30	90500	308900	28.18	3.21	10.96	345	60	6.7	159
	SH485	40	116400	397300	35.65	3.26	11.13	442.6	77	6.7	175
60Hz	SH090	7.5	27100	92500	8.57	3.16	10.78	88.4	18.6	3	58
	SH120	10	36800	125600	11.25	3.27	11.16	116.9	24.6	3.3	64
	SH140	12	42300	144400	12.77	3.31	11.3	133	27.9	3.3	67
	SH180	15	54300	185300	16.58	3.27	11.16	170.2	35.7	6.7	108
	SH240	20	72200	246400	22.1	3.27	11.16	227.6	47.8	6.7	108
	SH380	30	109600	374100	33.99	3.22	10.99	345	72.3	6.7	159
	SH485	40	140600	479900	43.28	3.25	11.09	442.6	92.9	6.7	175

DANFOSS MLZ Series Commerical Compressors

R404A

Typical Model	Nominal Cold Ton	Nominal Capacity		COP (W/W)	EER (Btu/Wh)	Exhaust Volume (cm ³ /rev)	Displ (m ³ /h)	Oil Charge (L)
		(W)	(Btu/h)					
MLZ015	2	3,300	11,300	1.75	1.89	33.8	5.9	1.1
MLZ019	2.5	4,500	15,400	2.16	2.06	43.5	7.6	1.1
MLZ021	3	4,700	16,000	2.27	2.08	46.2	8	1.1
MLZ026	3.5	5,800	19,800	2.9	2	6.83	9.9	1.1
MLZ030	4	7,100	24,200	3.35	2.11	7.2	12	1.6
MLZ038	5	8,400	28,700	3.86	2.19	7.47	14.1	1.6
MLZ045	6	10,200	34,800	4.81	2.11	7.2	17.2	1.6
MLZ048	7	11,100	37,900	5.17	2.14	7.3	18.7	1.6
MLZ058	7.5	13,000	44,400	6.08	2.13	7.27	21.9	2.7
MLZ066	9	15,100	51,500	7.01	2.15	7.34	25.9	2.7
MLZ076	10	17,300	59,000	7.93	2.18	7.44	28.3	2.7



DANFOSS SM/SY/SZ Series Performer Scroll Compressors



R407C 50Hz

Typical Model	Nominal Cold Ton	Nominal Capacity		Input Power(W)	COP (W/W)	EER (Btu/Wh)	Exhaust Volume (cm ³ /rev)	Displ (m ³ /h)	Oil Charge (L)	Weight (kg)
		(W)	(Btu/h)							
SZ084	7	19 300	66 000	6.13	3.15	10.7	114.5	19.92	3.3	64
SZ090	7.5	20 400	69 600	6.45	3.16	10.8	120.5	20.97	3.3	65
SZ100	6	21 600	73 700	6.84	3.15	10.8	127.2	22.13	3.3	65
SZ110	9	24 600	84000	7.76	3.17	10.8	144.2	25.09	3.3	73
SZ120	10	28 600	97 600	8.98	3.18	10.9	166.6	28.99	3.3	73
SZ147	12	34 900	119079	9.92	3.52	12	193.5	33.7	3.3	67
SZ148	12	35 100	119 800	10.99	3.19	10.9	199	34.6	3.6	88
SZ161	13	37 900	129 500	11.83	3.21	10.9	216.6	37.69	3.6	88
SZ175	14	40 100	136 900	12.67	3.17	10.8	233	40.54	6.2	100
SZ185	15	43 100	147 100	13.62	3.16	10.8	249.9	43.48	6.2	100
SZ240	20	59 100	201 800	18.6	3.18	10.9	347.8	60.5	8	150
SZ300	25	72 800	248 300	22.7	3.2	10.9	437.5	76.1	8	157
SZ380	30	89 600	305 900	27.6	3.25	11.1	531.2	92.4	8.4	158

R407C 60Hz

Typical Model	Nominal Cold Ton	Nominal Capacity		Input Power (W)	COP (W/W)	EER (Btu/Wh)	Exhaust Volume (cm ³ /rev)	Displ (m ³ /h)	Oil Charge (L)	Weight (kg)
		(W)	(Btu/h)							
SZ084	7	22 500	76 900	7.06	3.19	10.9	114.5	24.05	3.3	64
SZ090	7.5	24 400	83 300	7.63	3.2	10.9	120.5	25.31	3.3	65
SZ100	8	26 500	90 500	8.18	3.24	11	127.2	26.71	3.3	65
SZ110	9	30 100	102 800	9.29	3.24	11.1	144.2	30.28	3.3	73
SZ120	10	34 800	118 900	10.75	3.24	11.1	166.6	34.99	3.3	73
SZ147	12	42 300	144328	12.03	3.52	12	193.5	40.6	3.3	67
SZ148	2	42 600	145 400	13.35	3.19	10.9	199	41.8	3.6	88
SZ161	3	46 000	156 900	14.32	3.21	10.9	216.6	45.49	3.6	88
SZ175	4	48 700	166 200	15.28	3.19	10.9	233	48.93	6.2	100
SZ185	15	51 800	176 800	16.43	3.15	10.7	249.9	52.48	6.2	100
SZ240	20	71 100	242 800	22.7	3.14	10.7	347.8	73	8	150
SZ300	25	87 900	300 000	27.49	3.2	10.9	437.5	91.9	8	157
SZ380	30	107 400	366 400	33.5	3.2	11	531.2	111.6	8.4	158

LG LBP Hermetic Compressor for Refrigerator



R600a 220V~240V/50HZ

Typical Model	Power(V/Hz)	Category	C/Capa(W)	COP(W/W)	Qty/Pallet(PCS)	Qty/20GP (PCS)
CSB057NJEG	220~240/50	1/10 HP	100	1.30	125	3250
CSB069NJEG	220~240/50	1/8 HP	126	1.40	125	3250
CSB075NJEG	220~240/50	1/6 HP	139	1.36	125	3250
CSB090NJJM	220~240/50	1/5 HP	160	1.30	125	3000
CMA098NJEG	220~240/50	1/5+ HP	180	1.60	72	2016
CMA110NJEM	220~240/50	1/4 HP	194	1.58	72	2016
CMA121NBEM	220~240/50	1/4+ HP	220	1.85	72	2016
CSB045NHCG	115/60	1/10 HP	86	1.41	125	3250
CSB057NHCG	115/60	1/8 HP	120	1.50	125	3250

China R134a-LBP Compressor for Refrigerator



R134a 220V~240V/50HZ

Series	Typical Model	VOL/FRE. (V/Hz)	Capacity (W)	COP (W/W)	Cooling	Motor Type	Capacitor	Certificate
F	FH73C45B	220-240/50	185	1.25	FC	RSCR	6	-
	FH93C45E	220-240/50	245	1.30	FC	RSCR	6	-
	FH113C45B	220-240/50	330	1.50	FC	RSCR	6	CCC
	FH126C45B	220-240/50	370	1.50	FC	RSCR	6	CCC.VDE
	FH137C45B	220-240/50	410	1.50	FC	RSCR	6	CCC
	FH151C45B	220-240/750	440	1.45	FC	RSCR	6	CCC
M	MH79R45A	220-240/50	225	1.35	FC	RSIR	-	CCC.CE.CB.VDE
	MH92R45A	220-240/50	260	1.35	FC	RSIR	-	CCC.CE.CB.VDE
	MH112C45B	220-240/50	310	1.25	FC	RSCR	6	CCC
K	QDH35G	220-240/50	88	1.14	ST	RSIR	-	CCC.CE.CB.VDE
		220/60	100	1.15	-	-	-	-
	QDH43G	220-240/50	108	1.18	ST	RSIR	-	CCC.CE. CB.VDE
	QDH51G	220-240/50	130	1.20	ST	RSIR	-	CCC.CE. CB.VDE
	KH58R25D	220/50	155	1.20	ST	RSIR	-	CCC
	KH68R25D	220/50	175	1.20	FC	RSIR	-	CCC
SK	KH48R45A	220/50	128	1.15	ST	RSIR	-	-
V	VH23R45A	220-240/50	58	0.95	ST	RSIR	-	-
	QDH28G	220-240/50	68	1.00	ST	RSIR	6	CCC.CE. CB.VDE

SANYO Compressor for Refrigeration Application

- Adoption of liquid injection technology, solving the problem of high discharge temperature under low evaporating temperature condition
- Lower sound level by ultra-precision machining and assembly technology
- Accurate motor temperature protection with inside thermostat
- Oil level sight glass and oil return connector, professional design for refrigeration application
- Minimum -35°C freezing temperature, meeting the requirements of different refrigeration application
- Environmental friendly refrigerant R404A, R410A, R448A, R449A
- Inverter solutions, fast cooling, high efficiency and energy saving.



R404A (60Hz 380V) 3Phase

Compressor Model	Connections	Displacement (cm ³ /rev)	Out Put (HP)	Input (Kw)	Current (A)	Capacity	
						kW	kBTU/h
3CB067WA03	Brazed	66.8	4	4.45	7.7	6.40	21.8
3CB084WA03	Brazed	83.2	5	5.54	9.4	8.15	27.8
3CB096WA03	Brazed	96.0	6	6.15	10.9	9.25	31.6
C-SCN453L9H	Flanged	104.0	6	6.70	12.2	10.20	34.8
C-SCN523L9H	Flanged	120.0	7	7.55	13.5	11.60	39.6
3CC120WA03	Brazed						
C-SCN603L9H	Flanged	137.0	8	8.80	15.4	13.10	44.7
3CC137WA03	Brazed						
C-SCN753L9H	Flanged	171.2	10	10.60	18.5	16.5	56.3
3CC171WA03	Brazed						
3CC216WA03	Brazed	216.1	12.5	13.00	22.5	19.80	67.6

R407C Scroll Compressor 3 Phase

Compressor Model	Out Put (HP)	Displacement (cm ³ /rev)	50hz				60hz			
			Capacity		COP		Capacity		COP	
			c	c	c	c	c	c	c	c
C-SBN263H8A	3.5	55.7	9.6	32.80	2.87	9.8	11.9	40.30	2.87	9.8
C-SBN303H8A	4	66.8	11.6	39.60	3.05	10.4	14.6	49.80	3.17	10.8
C-SBN353H8A	4.5	77.4	13.4	45.80	2.91	9.9	16.5	56.30	2.95	10.1
C-SBN373H8A	5	83.2	14.5	49.50	2.93	10.0	17.8	60.80	2.99	10.2
C-SBN453H8A	6	100.0	17.6	60.10	3.03	10.3	21.3	72.70	3.04	10.4
C-SBS235H38A	7	110.2	19.5	66.60	3.1	10.6	23.4	79.90	3.1	10.6
C-SCN583H8H	8	131.9	23.6	80.60	3.13	10.7	28	95.60	3.03	10.3
C-SCN603H8H	8	137.0	24.5	83.60	3.16	10.8	29.1	99.40	3.08	10.5
C-SCN673H8H	9	148.8	26.5	90.50	3.12	10.7	32	109.30	3.06	10.4
C-SCN753H8H	10	171.2	29.9	102.10	3.2	10.9	35.9	122.60	3.12	10.7

Type A Copeland/Danfoss Compressor Condensing Unit

1. Product description

It is an integrated outdoor air-cooled units, compact structure,nice appearance.Selectable popular brand compressor: Copeland ZB,ZSI, ZFI, ZF, Danioos, Chinesescroll etc.

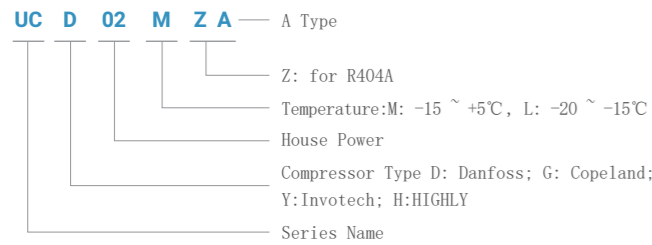
According to air blow direction can be classify two types :side and top blowing, eachtype has A, B,C three models.

ADVANTAGES:

- Condenser adopt L design with high efficiency copper pipe, which perfect heatexchange and low air resistance.
- Shell metal adopt steel plate with spraying treatment, strong anti-corrosion, compactoverall structure, convenient installation, space saving.
- Open type B and C are convenient for maintenance and inspection, the connectorof the inlet and outlet pipe is optional with weld and screw.
- Suitable for high,medium and low temperature libraries, display cabinets, industrialequipment, hatels, kitchens, electronic chemical and other industries.



2. Nomenclature



UC Series Condensing Units with Danfoss Compressor

Model	UCD02MZA	UCD03MZA	UCD04MZA	UCD05MZA	UCD06MZA	UCD07MZA	UCD08MZA	UCD09MZA	UCD10MZA	
Room Temperature(°C)	-18°C ~ +5°C									
Refrigerant	R404A/R448A/R449A									
Power Supply	380V/3P/50HZ									
Danfooss Compressor	Model	MLZ015T4	MLZ021T4	MLZ030T4	MLZ038T4	MLZ045T4	MLZ048T4	MLZ058T4	MLZ066T4	MLZ076T4
	HP	2	3	4	5	6	7	8	9	10
Condenser Fan	Fan Qty	1×Ø450	1×Ø450	2×Ø450	2×Ø450	2×Ø450	2×Ø450	2×Ø450	2×Ø500	2×Ø500
	Fan Voltage	220V/1P/50HZ 6poles								
Condenser	Heat Exchange Area (m ²)	20.75	29.75	37.75	44.5	54.6	58.5	71.4	75.75	83.5
	Condensing Capacity (kw)	5.4	7.74	9.82	11.57	14.2	15.21	18.56	19.7	21.71
	Fin Space (mm)	2	2	2	2	2	2	2	2	2
Evap -5°C	Cooling Capacity (w)	3788.82	5358.28	8076.22	9608.82	11717.6	12842.8	14899.2	17295.1	19535.8
	Input (kw)	1.9	2.5	3.6	4.3	5.1	5.57	5.96	6.76	7.66
Evap -10°C	Cooling Capacity (w)	3069.08	4387.31	6573.69	7849.24	9516.67	10446.9	12057.1	13997.1	16092.3
	Input (kw)	1.85	2.48	3.5	4.21	5.02	5.48	5.96	6.56	7.46
Evap -15°C	Cooling Capacity (w)	2443.43	3557.96	5297.17	6351.56	7645.54	8383.71	9596.21	11184.1	13201.7
	Input (kw)	1.82	2.45	3.45	4.18	4.95	5.42	5.96	6.56	7.46
Evap -20°C	Cooling cCapacity (w)	1895.38	2847.92	4216.59	5081.83	6056.68	6610.55	7458.33	8804.69	10767
	Input (kw)	1.8	2.42	3.4	4.15	4.9	5.35	5.96	6.46	7.36
Evap -25°C	Cooling Capacity (w)	1406.5	2231.97	3304.79	4006.1	4711.29	5086.68	5600.78	6788.06	8665.01
	Input (kw)	1.75	2.4	3.37	4.1	4.87	5.3	5.86	6.46	7.36
Pipe	Gas (inch)	3/4"			7/8"			5/8"		
	Liquid (inch)	3/8"	1/2"			1"				
Dimension (mm)	1370×650×870			1370×650×1370			1370×650×1570			

UC Series Condensing Units with Copeland Compressor

Model	UCG02MZA	UCG03MZA	UCG04MZA	UCG05MZA	UCG06MZA	UCG07MZA	UCG08MZA	UCG09MZA	UCG10MZA	
Room Temperature(°C)	-15°C ~ 0°C									
Refrigerant	R404A/R448A/R449A									
Power Supply	380V/3P/50HZ									
Danfooss Compressor	Model	ZB15KQE	ZB21KQE	ZB29KQE	ZB38KQE	ZB45KQE	ZB48KQE	ZB58KQE	ZB66KQE	ZB76KQE
	HP	2	3	4	5	6	7	8	9	10
Condenser Fan	Fan Qty	1×Ø450	1×Ø450	2×Ø450	2×Ø450	2×Ø450	2×Ø450	2×Ø450	2×Ø500	2×Ø500
	Fan Voltage	220V/1P/50HZ 6poles								
Condenser	Heat Exchange Area (m ²)	20.75	29.75	37.75	44.5	54.6	58.5	71.4	75.75	83.5
	Condensing Capacity (kw)	5.4	7.74	9.82	11.57	14.2	15.21	18.56	19.7	21.71
	Fin Space (mm)	2	2	2	2	2	2	2	2	2
Evap -5°C	Cooling Capacity (w)	4300	6550	8900	11200	13100	14400	17500	19450	23250
	Input (kw)	1.97	2.79	3.7	4.67	5.29	5.82	7.1	7.92	9.26
Evap -10°C	Cooling Capacity (w)	3600	5550	7450	9400	11000	12050	14600	16350	19500
	Input (kw)	2.03	2.81	3.73	4.7	5.32	5.86	7.09	7.9	9.21
Evap -15°C	Cooling Capacity (w)	2950	4550	6200	7800	9150	10050	1200	13650	16200
	Input (kw)	2.1	2.82	3.74	4.72	5.35	4.9	7.08	7.88	9.16
Evap -20°C	Cooling cCapacity (w)	2400	3750	5100	6450	7550	8300	9650	11250	13250
	Input (kw)	2.18	2.83	3.75	4.74	5.36	5.9	7.12	7.85	9.12
Pipe	Gas (inch)	3/4"			7/8"			5/8"		
	Liquid (inch)	3/8"	1/2"			1"				
Dimension (mm)	1370×650×870			1370×650×1370			1370×650×1570			

Model	UCG02LZA	UCG03LZA	UCG04LZA	UCG05LZA	UCG06LZA	UCG07LZA	
Room Temperature(°C)	-20°C ~ -15°C						
Refrigerant	R404A						
Power Supply	380V/3P/50HZ						
Danfooss Compressor	Model	ZSI06KQE	ZSI09KQE	ZSI11KQE	ZSI15KQE	ZSI18KQE	ZSI21KQE
	HP	2	3	4	5	6	7
Condenser Fan	Fan Qty	1×Ø450	1×Ø450	2×Ø400	2×Ø400	2×Ø400	2×Ø400
	Fan Voltage	220V/1P/50HZ 6poles					
Condenser	Heat Exchange Area (m ²)	21	30.3	37.2	45.5	54	59.2
	Condensing Capacity (kw)	5.6	8	9.9	12.1	14.4	15.7
	Fin Space (mm)	2	2	2	2	2	2
Evap -20°C	Cooling Capacity (w)	2330	3240	4120	5930	7230	8060
	Input (kw)	1.79	2.25	2.63	3.59	4.44	4.9
Evap -25°C	Cooling Capacity (w)	1880	2620	3340	4830	5910	6590
	Input (kw)	1.73	2.2	2.57	3.44	4.28	4.74
Evap -30°C	Cooling Capacity (w)	1500	2070	2610	3790	4780	5350
	Input (kw)	1.66	2.12	2.44	3.3	4.17	4.59
Pipe	Gas (inch)	3/4"			7/8"		
	Liquid (inch)	3/8"	1/2"				
Dimension (mm)	1370×650×870			1370×650×1370			

Type B Copeland/Danfoss/YM Compressor Condensing Unit

1. Product description

It is an integrated outdoor air-cooled units, compact structure, nice appearance. Selectable popular brand compressor: Copeland ZB, ZSI, ZFI, ZF, Danfoss, Chinese scroll etc.

According to air flow direction can be classified into two types: side and top blowing, each type has A, B, C three models.

ADVANTAGES:

- Condenser adopt L design with high efficiency copper pipe, which perfect heat exchange and low air resistance.
- Shell metal adopt steel plate with spraying treatment, strong anti-corrosion, compact overall structure, convenient installation, space saving.
- Open type B and C are convenient for maintenance and inspection, the connector of the inlet and outlet pipe is optional with weld and screw.
- Suitable for high, medium and low temperature libraries, display cabinets, industrial equipment, hotels, kitchens, electronic chemical and other industries.



2. Nomenclature

UC D 02 M Z B — B Type

- Z: for R404A
- Temperature: M: -15 ~ +5°C, L: -20 ~ -15°C
- House Power
- Compressor Type D: Danfoss; G: Copeland; Y: Invotech; H: HIGHLY
- Series Name

UC Series Condensing Units with Chinese YM Compressor


Model	UCY02MZB	UCY03MZB	UCY04MZB	UCY05MZB	UCY06MZB	UCY07MZB	UCY08MZB	UCY09MZB	UCY010MZB	
Room Temperature(°C)	-30°C ~ 10°C									
Refrigerant	R404A									
Compressor	Model	YM34E1G-Q100	YM49E1G-Q100	YM70E1G-Q100	YM86E1G-Q100	YM102E1G-Q100	YM115E1G-Q100	YM132E1G-Q100	YM158E1G-Q100	YM182E1G-Q100
	HP	2	3	4	5	6	7	8	9	10
Condenser	450	450	400	400	400	400	450	500	500	400
	1×5100	1×5110	2×3900	2×3900	2×3900	2×3900	2×5100	2×6900	2×6900	2×3900
	Fan Voltage	220V/1P/50HZ								
	Power of Fan(W)	1×250	1×250	2×180	2×180	2×180	2×180	2×250	2×380	2×380
	Poles	4	4	4	4	4	4	4	4	4
	Heat Exchange(KW)	6.2	8.9	11	13.4	15	17.5	21.4	22.7	25
Cooling Capacity (w)	Evap -5°C	4981	6226	9685	11898	14112	15066	17917	23879	23879
	Evap -10°C	3061	3926	5951	7311	8672	10628	11010	14673	14673
	Evap -20°C	1883	2354	3662	4499	5336	7298	6775	9029	9029
	Evap -30°C	1520	1900	2956	3632	4308	4677	5463	7289	7289
Pipe	Suction (inch)	7/8"						1-1/8"		
	Discharge (inch)	1/2"						5/8"		
Overall Dimension L×W×H (mm)	1270×560×690			1270×560×990			1270×560×1190		1270×600×1410	

Condensing temperature 50°C, subcooling 0K

UC Series Condensing Units with Copeland ZSI Compressor

Model	UCG02LZB	UCG03LZB	UCG04LZB	UCG05LZB	UCG06LZB	UCG07LZB	
Room Temperature(°C)	-20°C ~ -10°C						
Refrigerant	R404A						
Compressor	Model	ZSI06KQE-TFP	ZSI09KQE-TFP	ZSI14KQE-TFP	ZSI15KQE-TFP	ZSI18KQE-TFP	ZSI21KQE-TFP
	HP	2	3	4	5	6	7
Condenser	Fan Diameter(mm)	450	450	400	400	400	400
	Air Flow(m³/h)	1×5100	1×5110	2×3900	2×3900	2×3900	2×3900
	Fan Voltage	220V/1P/50HZ					
	Power of Fan(W)	1×250	1×250	2×180	2×180	2×180	2×180
	Poles	4	4	4	4	4	4
	Heat Exchange(KW)	6.2	8.9	11	13.4	15	17.5
Cooling Capacity (w)	Evap -5°C	3860	5120	8460	9490	10390	12880
	Evap -10°C	3190	4270	7030	7940	9640	10800
	Evap -20°C	2110	2890	4740	5530	6630	7400
	Evap -30°C	1340	1800	3070	3550	4380	4910
Pipe	Suction (inch)	3/4"		7/8"			
	Discharge (inch)	3/8"		1/2"			
Overall Dimension L×W×H (mm)	1270×560×690			1270×560×990			

Condensing temperature 50°C, subcooling 0K




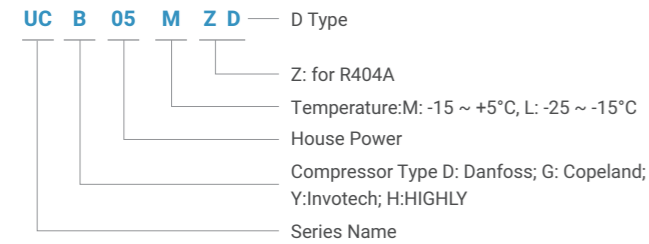
Type D Bitzer Compressor Condensing Unit

1. Product description

OUYUCOOL D series units are box-type units specially developed for Bitzer semi-hermetic compressors, large Copeland scroll compressors and other compressors. They adopt a multi-side door design for easy maintenance.



2. Nomenclature



UC Series Condensing Units with Bitzer compressor

Medium-high temperature

Model		UCB05MZD	UCB06MZD	UCB07MZD	UCB09MZD	UCB10MZD	UCB12MZD	UCB15MZD	UCB20MZD	
Room Temperature(°C)		-25°C ~ +5°C								
Refrigerant		R404A								
Compressor	Model	4FES-5Y	4EES-6Y	4DES-7Y	4CES-9Y	4VES-10Y	4TES-12Y	4PES-15Y	4NES-20Y	
	HP	5	6	7	9	10	12	15	20	
Condenser	Fan Diameter (mm)	500								
	Air Flow (m3/h)	2×6900	2×6900	2×6900	2×6900	2×6900	2×6900	4×6900	4×6900	
	Fan voltage	220V/1P/50Hz								
	Power of Fan (W)	2×380	2×380	2×380	2×380	2×380	2×380	2×380	2×380	
	Poles	4	4	4	4	4	4	4	4	
	Heat Exchange(KW)	16	24	24	32	32	40	47.36	59.2	
Cooling Capacity (w)	Evap -5°C	9940	12510	15220	18520	19180	23300	26350	31700	
	Evap -10°C	8130	10200	12440	15080	15420	18810	21150	25650	
	Evap -15°C	6580	8220	10040	12120	12200	14990	16680	20450	
	Evap -20°C	5250	6520	8000	9610	9480	11730	12920	16070	
Pipe	Suction (inch)	7/8"	1-1/8"			1-3/8"	1-5/8"			
	Discharge (inch)	1/2"			5/8"			7/8"		
Overall Dimension L×W×H (mm)		1720×940×1570						2200×940×1570		

Condensing temperature 50°C ,subcooling 0K

UC Series Condensing Units with Bitzer compressor

Low temperature

Model		UCB05LZD	UCB06LZD	UCB07LZD	UCB09LZD	UCB10LZD	UCB12LZD	UCB15LZD	UCB20LZD	
Room Temperature(°C)		-30°C ~ -15°C								
Refrigerant		R404A								
Compressor	Model	4FES-5Y	4EES-6Y	4DES-7Y	4CES-9Y	4VES-12Y	4TES-14Y	4PES-15Y	4NES-18Y	
	HP	5	6	7	9	12	14	15	18	
Condenser	Fan Diameter(mm)	500								
	Air Flow(m3/h)	2×6900	2×6900	2×6900	2×6900	2×6900	2×6900	4×6900	4×6900	
	Fan voltage	220V/1P/50Hz								
	Power of Fan(W)	2×380	2×380	2×380	2×380	2×380	2×380	2×380	2×380	
	Poles	4	4	4	4	4	4	4	4	
	Heat Exchange(KW)	16	24	24	32	32	40	47.36	59.2	
Cooling Capacity (w)	Evap -20°C	8000	9610	9480	11780	13010	15950	19080	22600	
	Evap -25°C	6560	7480	7190	9030	9830	12240	14810	17720	
	Evap -30°C	4800	5690	5280	6740	7200	9140	11200	13570	
	Evap -35°C	3600	4220	3710	4840	5040	6580	8160	10070	
Pipe	Suction (inch)	1-1/8"			1-3/8"			1-5/8"		
	Discharge (inch)	1/2"			5/8"			7/8"		
Overall Dimension L×W×H (mm)		1720×940×1570						2200×940×1570		

Condensing temperature 50°C ,subcooling 0K

HIGHLY Compressor Condensing Unit

Advantages of Highly unit:

1. 0~30 degrees Celsius common storage temperature, no need to distinguish between medium and high temperature and low temperature.
2. Low compressor noise, The test result is only 60 decibels noise at a distance of one meter.



UC Series Condensing Units with Copeland ZSI Compressor

Model	UCH-1.5MZY	UCH-2MZY	UCH-3MZY	UCH-2MZY	UCH-3.5MZY	UCH-4MZY	UCH-5MZY	UCH-6.5MZY		
Compressor Model(HIGHLY)	DSH254CV	DDH307LV	DTH488LV	DTH325CU3C9LU	DTH488LC3	DTH590LC3	DTE752LC3	DTE911LC3		
Power supply	220V/1PH/50HZ			380V/3PH/50HZ						
COLD ROOM Temperature(°C)	-30°C ~ +5°C									
Refrigerant	R404A									
Condenser Inner Grooved Copper Tube	Heat Exchange Area	20m ²	20m ²	30m ²	22m ²	32m ²	39m ²	56m ²	61m ²	
	Fan Qty xDia (mm)	1xØ350	1xØ350	1xØ400	1xØ480	1xØ480	2xØ480	2xØ480	2xØ480	
	Input(W)	1x94W	1x94W	1x120W	1x65W	1x65W	2x65W	2x65W	2x65W	
	Air Flow(m ³ /h)	2410	2410	3290	4250	4250	8500	8500	8500	
	Fan Voltage	220V/1PH/50Hz 6Pole								
Compressor Capacity	Evaporating Tempe -5°C	Cooling Capacity(W)	2923	3703	6276	6276	6077	7609	9699	11789
		Input(KW)	1.48	1.62	2.64	2.64	2.67	3.73	4.77	5.75
	Evaporating Tempe -10°C	Cooling Capacity(W)	2425	3072	5206	5206	5041	6270	7991	9713
		Input(KW)	1.43	1.56	2.54	2.54	2.58	3.61	4.62	5.57
	Evaporating Tempe -15°C	Cooling Capacity(W)	1990	2522	4272	4272	4137	5111	6514	7918
		Input(KW)	1.37	1.5	2.44	2.44	2.48	3.49	4.46	5.39
	Evaporating Tempe -25°C	Cooling Capacity(W)	1291	1635	2771	2771	2683	3292	4196	5101
		Input(KW)	1.26	1.38	2.24	2.24	2.27	3.24	4.15	5.01
	Evaporating Tempe -35°C	Cooling Capacity(W)	787	997	1400	1400	1636	2070	2638	3206
		Input(KW)	1.16	1.27	2.1	2.1	2.09	3.01	3.85	4.65
	Evaporating Tempe -40°C	Cooling Capacity(W)	596	755	1280	1280	1240	1655	2110	2565
		Input(KW)	1.12	1.22	1.99	1.99	1.65	2.91	3.72	4.49
Suction inlet (mm)	1/2"	1/2"	5/8"	1/2"	5/8"	3/4"	3/4"	3/4"		
Liquid Dia (mm)	3/8"	3/8"	3/8"	3/8"	3/8"	1/2"	1/2"	1/2"		
Overall Dimension LxWxH (mm)	950x355x850	950x355x850	950x355x850	950x355x850	950x355x850	950x355x1250	950x355x1250	950x355x1250		
Installation Size (mm)	580x383	580x383	580x383	580x383	580x383	580x383	580x383	580x383		

Test condition: Subcooling temp 8.3K Suction line overheat temp. Condensing Temp. 50°C

Inverter Low-temperature Condensing Unit(R290)

High-end case with PLC display



Unit Model	UCILZ-02S	UCIZ-03S	UCIZ-04S	UCIZ-05S	UCIZ-07S	UCIZ-09S		
Compressor Model	SONYO	C-7RVN113LOB	C-7RVN153LOB	C-8RZ420L4BAL	C-8RZ486L4AAL	C-9RZ580L4AAL	C-9RZ700L4AAL	
Compressor Operating Frequency Range	30-85Hz							
Applicable Evaporation Temperature	+0°C ~ -40°C							
Unit Horsepower (PH)	2	3	4	5	7	9		
Refrigerant	R290							
Power Supply	1N-220V 50Hz			3N-380V 50Hz				
Fan	Fan Form	DC	DC	DC	DC	AC	AC	
	Fan Blade Diameter	Ø480×1	Ø480×1	Ø480×1	Ø480×2	Ø500×2	Ø500×2	
	Number	1	1	1	2	2	2	
	Air Volume	1×6000	1×6000	1×6000	2×6000	2×7200	2×7200	
	Air Outlet Method	Lateral Outflow						
Compressor Capacity (30Hz)	Evaporating Tempe -5°C	Cooling Capacity(W)	1446.4	1747.2	2028.8	2393.6	3014.4	4441.6
		Input(kW)	0.746	0.896	1.037	1.234	1.53	2.163
		Running Current(A)	3.48	4.18	4.84	5.75	3.03	4.29
	Evaporating Tempe -15°C	Cooling Capacity(W)	960.8	1160.8	1348	1590.4	2151.2	3068
		Input(kW)	0.665	0.798	0.924	1.099	1.454	2.011
		Running Current(A)	3.1	3.72	4.31	5.12	2.88	3.99
	Evaporating Tempe -25°C	Cooling Capacity(W)	614.4	741.6	861.6	1016	1468	2053.6
		Input(kW)	0.581	0.698	0.807	0.961	1.359	1.849
		Running Current(A)	2.71	3.25	3.76	4.48	2.69	3.67
	Evaporating Tempe -35°C	Cooling Capacity(W)	372	449.6	522.4	616	976.8	1470.4
		Input(kW)	0.396	0.496	0.539	0.681	1.118	1.673
		Running Current(A)	1.84	2.31	2.51	3.17	2.22	3.32

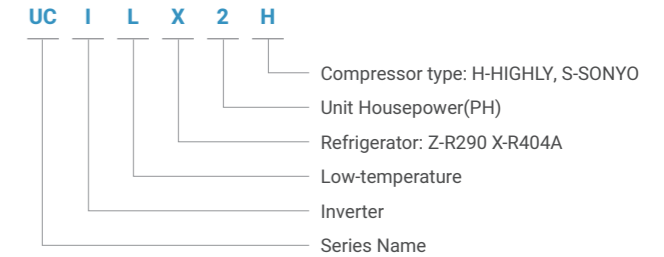
Inverter Low-temperature Condensing Unit(R290)

Unit Model		UCILZ-02S	UCIZ-03S	UCIZ-04S	UCIZ-05S	UCIZ-07S	UCIZ-09S	
Compressor Capacity (50Hz)	Evaporating Tempe -5°C	CoolingCapacity(W)	2503.2	3024	3511.2	4143.2	5517.6	7875.2
		Input(kW)	1.319	1.583	1.832	2.18	2.862	3.951
		Running Current(A)	6.15	7.36	8.49	10.17	5.68	7.84
	Evaporating Tempe -15°C	CoolingCapacity(W)	1664	2009.6	2333.6	2753.6	3947.2	5460.8
		Input(kW)	1.176	1.411	1.633	1.943	2.726	3.673
		Running Current(A)	5.48	6.58	7.62	9.06	5.41	7.29
	Evaporating Tempe -25°C	CoolingCapacity(W)	1063.2	1284	1491.2	1759.2	2495.2	3656
		Input(kW)	1.028	1.234	1.428	1.699	2.38	3.377
		Running Current(A)	4.79	5.75	6.66	7.92	4.72	6.7
	Evaporating Tempe -35°C	CoolingCapacity(W)	644.8	778.4	904	1066.4	1769.6	2524.8
		Input(kW)	0.777	0.861	0.987	1.103	1.757	2.446
		Running Current(A)	3.62	4.01	4.6	5.14	3.48	4.85
Compressor Capacity (70Hz)	Evaporating Tempe -5°C	CoolingCapacity(W)	4126.4	4984.8	5788	6829.6	9702.4	12827.2
		Input(kW)	2.19	2.628	3.042	3.62	5.149	6.8
		Running Current(A)	10.22	12.26	14.19	16.89	10.22	13.5
	Evaporating Tempe -15°C	CoolingCapacity(W)	2743.2	3313.6	3847.2	4539.2	6526.4	8840
		Input(kW)	1.952	2.343	2.712	3.227	4.49	6.307
		Running Current(A)	9.1	10.93	12.65	15.09	8.91	12.52
	Evaporating Tempe -25°C	CoolingCapacity(W)	1752	2116	2456.8	2899.2	4780	6079.2
		Input(kW)	1.707	2.049	2.371	2.822	4.15	5.682
		Running Current(A)	7.96	9.56	11.06	13.16	8.24	11.28
	Evaporating Tempe -35°C	CoolingCapacity(W)	1062.4	1283.2	1490.4	1758.4	3431.2	4661.6
		Input(kW)	1.256	1.547	1.722	2.014	3.927	5.26
		Running Current(A)	5.86	7.21	8.03	9.39	7.79	10.44
Compressor Capacity (85Hz)	Evaporating Tempe -5°C	CoolingCapacity(W)	4427.2	5255.2	6028	7061.6	11108	14029.6
		Input(kW)	2.21	2.65	3.05	3.65	5.75	7.02
		Running Current(A)	9.64	11.56	13.31	15.93	11.42	13.9
	Evaporating Tempe -15°C	CoolingCapacity(W)	2982.4	3500	3991.2	4753.6	7460.8	12098.4
		Input(kW)	1.98	2	2.73	3.25	4.66	6.77
		Running Current(A)	8.64	8.73	11.92	14.18	9.26	13.45
	Evaporating Tempe -25°C	CoolingCapacity(W)	1948	2285.6	2573.6	3036.8	5436	6260.8
		Input(kW)	1.72	2.06	2.4	2.85	4.32	6.02
		Running Current(A)	7.51	8.99	10.47	12.44	6.59	11.96
	Evaporating Tempe -35°C	CoolingCapacity(W)	1222.4	1464.8	1638.4	1868.8	3570.4	4905.6
		Input(kW)	1.47	1.77	2.03	2.45	4.12	5.61
		Running Current(A)	6.41	7.23	8.86	10.69	8.19	11.14
Interface Pipe Diameter	Outlet Pipe Interface	3/8	3/8	1/2	1/2	1/2	5/8"	
	Suction Pipe Interface	5/8	5/8	3/4	3/4	3/4	7/8"	
Overall Dimension: L×W×H(mm×mm×mm)	Package Size	1330×577×812	1330×577×812	1330×577×812	1330×577×1342	1330×577×1342	1330×577×1342	
	Unit Size	1277×510×667	1277×510×667	1277×510×667	1277×510×1196	1277×510×1196	1277×510×1196	

Test conditions; Condensation temperature=50°C;

This unit has added a control scheme for indoor units, so there is no need to install another control box. It adopts a 4.3 inch industrial touch screen, high and low pressure sensors, and pressure gauges are connected with hoses. The liquid reservoir is equipped with a ball valve or angle valve, and electronic expansion valves are used for throttling;

Inverter Low-temperature Refrigeratory Unit (R404A)



Advantages of Highly unit:

- 0~30 degrees Celsius common storage temperature, no need to distinguish between medium and high temperature and low temperature.
- Low compressor noise, The test result is only 60 decibels noise at a distance of one meter.

Model	UCIL-2H	UCILX-3H	UCILX-4H	UCILX-5H	UCILX-6H	UCILX-9H	
Compressor Model	DTH254LDP	DTH307LDP	DTH356LDP	DTH420LDP	DTH550LDP	DTE752LKTQ	
Compressor Operating Frequency	30-85Hz						
Range Applicable Evaporation Temperature	+0°C ~ -40°C						
Unit Horsepower (PH)	2	3	4	5	6	9	
Refrigerant	R404						
Power Supply	1N-220V 50Hz			3N-380V 50Hz			
Fan(DC)	Fan Form	DC	DC	DC	AC	AC	
	Fan Blade Diameter	Ø480×1	Ø480×1	Ø480×2	Ø480×2	Ø500×2	
	Number	1	1	1	2	2	
	Air Volume	1×6000	1×6000	1×6000	2×6000	2×7200	
	Air Outlet Method	Lateral Outflow					
Compressor Capacity (85Hz)	Evaporating Tempe -5°C	Cooling Capacity(W)	5534	6569	7535	8827	13885
		Input(kW)	2.21	2.65	3.05	3.65	5.75
		Running Current(A)	9.64	11.56	13.31	15.93	11.42
	Evaporating Tempe -15°C	Cooling Capacity(W)	3728	4375	4989	5942	9326
		Input(kW)	1.98	2	2.73	3.25	4.66
		Running Current(A)	8.64	8.73	11.92	14.18	9.26
	Evaporating Tempe -25°C	Cooling Capacity(W)	2435	2857	3217	3796	6795
		Input(kW)	1.72	2.06	2.4	2.85	3.32
		Running Current(A)	7.51	8.99	10.47	12.44	6.59
	Evaporating Tempe -35°C	Cooling Capacity(W)	1528	1831	2048	2336	4463
		Input(kW)	1.47	1.77	2.03	2.45	4.12
		Running Current(A)	6.41	7.23	8.86	10.69	8.19
Interface Pipe Diameter	Outlet Pipe Interface	3/8	3/8	1/2	1/2	1/2	
	Suction Pipe Interface	5/8	5/8	3/4	3/4	3/4	
Refrigeration Oil	68HES-H						
Overall Dimension: L×W×H(mm×mm×mm)	Package Size	1330×577×812	1330×577×812	1330×577×812	1330×577×1342	1330×577×1342	
	Unit Size	1277×510×667	1277×510×667	1277×510×667	1277×510×1196	1277×510×1196	

Test conditions; Condensation temperature=50°C;

This unit has added a control scheme for indoor units, so there is no need to install another control box. It adopts a 4.3 inch industrial touch screen, high and low pressure sensors, and pressure gauges are connected with hoses. The liquid reservoir is equipped with a ball valve or angle valve, and electronic expansion valves are used for throttling;

Bliat Semi-hermetic Compressor Condensing Unit



*1: Test conditions: evaporation temperature -23°C, condensation temperature 50°C, suction temperature 18°C, ambient temperature 32°C.
 *2: Test conditions: evaporation temperature 10°C, condensation temperature 57°C, suction temperature 18°C.
 *3: The noise is the value measured at 1m×1m in front of the unit and at high condensing pressure.

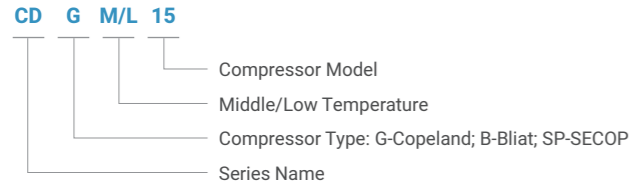
Unit Model	CDBL-2.2ZR	CDBL-3.2ZR	CDBL-5.2ZR	CDBL-6.2ZR										
Power supply	3N~380V 50Hz													
Control power supply	Single phase 220V, 50Hz													
Refrigerator	R22													
Nominal cooling capacity *1 kW	3.28	4.17	6.52	8.21										
Input power *1 kW	2.22	2.79	4.32	5.19										
Performance coefficient 1 kW/kW	1.48	1.49	1.51	1.58										
Running current *1 A	4.2	5.58	7.9	9.33										
Maximum load current *2 A	6.9	9.2	13.5	14										
Noise *3 dB(A)	The measured value is not greater than the explicit value													
Compressor Model	YBF2DC-2.2ZR	YBF4FC-3.2ZR	YBF4DC-5.2ZR	YBF4VCS-6.2ZR										
Displacement (m³/h)	13.42	18.05	26.84	34.73										
Connecting Pipe Diameter	Suction Inlet(mm)	22		28										
	Liquid Supply Outlet (mm)	10	12	16										
Dimensions	Height (mm)	536	687	837	785									
	Height (mm)	671	672	672	940									
	Width (mm)	1000	1000	1000	1450									
Product Weight (kg)	114	140	153	230										
Performance Parameter	Evaporation Temperature °C	Operating Conditions: Condensing Temperature 50°C												
		Freezing Capacity (kW)	Input Power (kW)	Operating Current (A)	Freezing Capacity (kW)	Input Power (kW)	Operating Current (A)	Freezing Capacity (kW)	Input Power (kW)	Operating Current (A)	Freezing Capacity (kW)	Input Power (kW)	Operating Current (A)	
		-40	1.05	1.13	3.01	1.29	1.38	4.26	2.17	2.26	5.62	2.46	2.55	6.01
		-30	2.18	1.77	3.66	2.73	2.20	4.94	4.35	3.47	6.88	5.34	4.13	7.89
		-23	3.28	2.22	4.20	4.17	2.79	5.58	6.52	4.32	7.97	8.21	5.19	9.33
		-20	3.83	2.41	4.45	4.91	3.03	5.88	7.62	4.68	8.46	9.66	5.58	9.88
-13	5.34	2.82	5.01	6.91	3.58	6.59	10.63	5.49	9.60	13.85	6.71	11.55		

41 The values in the above table are applicable when the wire ambient temperature is below 40°C, the wiring is below 4 cores, and the wiring length is within 50m.

Unit Model	CDBL-10.2ZR	CDBL-12.2ZR	CDBL-20.2ZR	CDBL-30.2ZR	CDBL-40.2ZR												
Power supply	3N~380V 50Hz																
Control power supply	Single phase 220V, 50Hz																
Refrigerator	R22																
Nominal cooling capacity *1 kW	11.76	13.75	20.60	30.90	37.20												
Input power *1 kW	7.32	8.56	13.87	20.80	25.10												
Performance coefficient 1 kW/kW	1.61	1.60	1.49	1.49	1.48												
Running current *1 A	13.32	15.13	23.90	37.00	48.50												
Maximum load current *2 A	21.00	24.00	37.00	53.00	78.00												
Noise *3 dB(A)	The measured value is not greater than the explicit value																
Compressor Model	YBF4PCS-10.2ZR	YBF4NCS-12.2ZR	YBF4G-20.2ZR	YBF6G-30.2ZR	YBF6F-40.2ZR												
Displacement (m³/h)	48.05	56.25	84.50	126.80	151.60												
Connecting Pipe Diameter	Suction Inlet(mm)	35			54												
	Liquid Supply Outlet (mm)	16	22	22	22	42											
Dimensions	Height (mm)	733	848	998	1308	1308											
	Height (mm)	920	1000	1000	1150	1150											
	Width (mm)	1356	1591	1591	2085	2085											
Product Weight (kg)	268	307	373	600	600*												
Performance Parameter	Evaporation Temperature °C	Operating Conditions: Condensing Temperature 50°C															
		Freezing Capacity (kW)	Input Power (kW)	Operating Current (A)	Freezing Capacity (kW)	Input Power (kW)	Operating Current (A)	Freezing Capacity (kW)	Input Power (kW)	Operating Current (A)	Freezing Capacity (kW)	Input Power (kW)	Operating Current (A)				
		-40	3.35	4.04	9.07	90.10	35.20	73.00	5.79	7.06	15.07	8.68	10.59	23.50	10.89	12.94	34.50
		-30	7.70	5.89	11.35	110.00	37.80	75.80	13.38	11.24	20.10	20.10	16.85	31.40	24.50	20.20	42.40
		-23	11.76	7.32	13.32	132.80	39.90	78.20	20.60	13.87	23.90	30.90	20.80	37.00	37.20	25.10	48.50
		-20	13.20	7.50	13.56	142.80	40.60	78.90	25.90	14.84	25.3	38.20	21.80	38.50	46.40	26.50	50.30
-13	19.03	9.05	15.82	158.90	41.50	79.90	35.90	17.33	29.20	53.10	25.60	44.20	64.30	30.80	56.00		

The values in the above table are applicable when the wire ambient temperature is below 40°C, the wiring is below 4 cores, and the wiring length is within 50m.

COPELAND Compressor Open Type Condensing Unit



Air Cooled Middle Temperature Units

Model	CDGM-15	CDGM-21	CDGM-29	CDGM-38	CDGM-45	CDGM-48		
Normal Power(HP)	2	3	4	5	6	7		
Compressor	ZB15KQE	ZB21KQE	ZB29KQE	ZB38KQE	ZB45KQE	ZB48KQE		
Temperature(°C)	-15°C ~ +5°C							
Refrigerant	R404A							
Power Supply	220V/1PH/50Hz							
Condenser	Fan Qty	1	1	2	2	2		
	Voltage (V)	380	380	380	380	380		
	Fan Dia. (mm)	1×Ø350	1×Ø400	2×Ø350	2×Ø400	2×Ø400	2×Ø400	
Cooling Capacity & Input	Evap -5°C	Cap (W)	3820	5740	7840	9720	11450	13270
		Input (KW)	1.76	2.5	3.32	4.2	4.79	5.24
	Evap -10°C	Cap (W)	3070	4680	6370	7910	9310	11047
		Input (KW)	1.82	2.51	3.35	4.2	4.81	5.27
	Evap -15°C	Cap (W)	2430	3780	5120	6380	7510	9114
		Input (KW)	1.88	2.52	3.37	4.2	4.82	5.28
Pipe	Suction Pipe (mm)	19	19	19	19	19	19	
	Liquid Pipe (mm)	10	10	12	12	12	12	
Overall Dimension	L (mm)	780	780	1010	1120	1380	1380	
	W (mm)	700	730	780	780	830	830	
	H (mm)	750	780	720	880	860	910	

Air Cooled Low Temperature Units

Model	CDGL-06	CDGL-09	CDGL-11	CDGL-15	CDGL-18	CDGL-21		
Normal Power(HP)	2	3	4	5	6	7		
Compressor	ZSI06KQE	ZSI09KQE	ZSI11KQE	ZSI15KQE	ZSI18KQE	ZSI21KQE		
Temperature(°C)	-25°C ~ -15°C							
Refrigerant	R404A							
Power Supply	220V/1PH/50Hz							
Condenser	Fan Qty	1	1	-	-	2	2	
	Voltage (V)	380	380	380	380	380	380	
	Fan Dia. (mm)	1×Ø350	1×Ø400	-	-	-2×Ø400	2×Ø400	
Cooling Capacity & Input	Evap 20°C	Cap (W)	2330	3240	4120	5930	7230	8060
		Input (KW)	1.79	2.25	2.63	3.59	4.44	4.9
	Evap 25°C	Cap (W)	1880	2620	3340	4830	5910	6590
		Input (KW)	1.73	2.2	2.57	3.44	4.28	4.47
	Evap 30°C	Cap (W)	1500	2070	2610	3790	4780	5350
		Input (KW)	1.66	2.12	2.44	3.3	4.17	4.95
Pipe	Suction Pipe (mm)	19	19	19	19	19	19	
	Liquid Pipe (mm)	10	10	10	10	10	10	
Overall Dimension	L (mm)	780	780	1010	1120	1120	1380	
	W (mm)	700	730	780	780	780	830	
	H (mm)	750	780	720	880	880	910	

Secop Compressor Series Open Type Condensing Unit



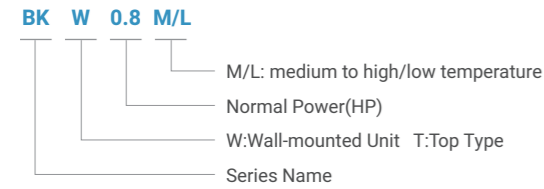
Model	Compressor		Condenser						S(Inch)	D(Inch)	Overall Dimension L*W*H(mm)
	Model	HP	Fan Diameter (mm)	Air Flow (m³/h)	Fan Voltage	Power of Fan (W)	Poles	KW			
UCSP0.25L	SC10CL	0.25	200	530	220V/1PH/50Hz	43	4	0.9	8.2	9.5	460X360X250
UCSP0.33L	SC12CL	0.33	250	730	220V/1PH/50Hz	50	4	1.3	10.2	9.5	460X400X300
UCSP0.5L	SC15CL	0.5	300	1664	220V/1PH/50Hz	85	4	1.9	10.2	9.5	460X460X350
UCSP0.75L	SC18CL	0.75	300	1664	220V/1PH/50Hz	85	4	2.5	10.2	9.5	460X460X350
UCSP1L	SC21CL	1	350	2270	220V/1PH/50Hz	129	4	2.7	10.2	9.5	520X500X460

Condensing temperature 50°C, subcooling 0K

Model	Compressor		Cooling capacity(W)				Refrigerant	Temperature/°C
			Evaporating Temperature					
	Model	HP	-10°C	-15°C	-20°C	-25°C		
UCSP0.25L	SC10CL	0.25	690	532	400	290	R404A	-25°C ~ +5°C
UCSP0.33L	SC12CL	0.33	904	697	524	380		
UCSP0.5L	SC15CL	0.5	1028	792	596	432		
UCSP0.75L	SC18CL	0.75	1190	917	689	500		
UCSP1L	SC21CL	1	1410	1087	817	593		

Monoblock Condensing Unit

Wall-mounted Type



Model	BKW0.8MZ	BKW1.2MZ	BKW1.5MZ	BKW1.8MZ	BKW2.5MZ	BKW3MZ	BKW3MZ	BKW4MZ
Voltage	220/1/50						380/3/50	
Capacity(W)	1180	1550	2160	2740	3970	5560	5360	6135
Normal Power(HP)	0.8	1.2	1.5	1.8	2.5	3	3	4
Rated current(A)	3.6	4.7	6.1	8.1	11	15.5	5.3	7.5
Compressor	Embraco SECOP Tecumseh Cubigel HIGHLY							
Cooling form	Air cooling							
Defrost method	hot air defrost							
Min Storage size(m3)	4	8	12	21	30	39	39	52

Constant temperature model - Library temperature +5°C -5°C / Ambient temperature +35°C / Library thickness 100mm/R404A

Model	BKW1LZ	BKW1.5LZ	BKW2LZ	BKW3.5LZ	BKW3.5LZ	BKW4LZ	BKW5LZ
Voltage	220/1/50				380/3/50		
Capacity(W)	1240	1600	2230	3305	3215	3680	6250
Normal Power(HP)	1	1.5	2	3.5	3.5	4	5
Rated current(A)	6	7.4	10.2	13.6	6.2	8.1	9.8
Compressor	Embraco SECOP Tecumseh Cubigel HIGHLY						
Cooling form	Air cooling/Water Cooling						
Defrost method	hot air defrost						
Min Storage size(m3)	2	4	9	16	16	22	45
Max Storage size(m3)	4	8	23	36	36	50	78

Constant temperature model - Library temperature -15°C ~-25°C / ambient temperature +35°C / Library thickness 100mm/R404A

Top Type



Model	BKT0.8MZ	BKT1.2MZ	BKT1.5MZ	BKT1.8MZ	BKT2.5MZ	BKT3MZ	BKT3MZ	BKT4MZ
Voltage	220/1/50						380/3/50	
Capacity(W)	1180	1550	2160	2740	3970	5560	5360	6135
Normal Power(HP)	0.8	1.2	1.5	1.8	2.5	3	3	4
Rated current(A)	3.5	4.6	6	8	10.9	15.4	5.6	7.5
Compressor	Embraco SECOP Tecumseh Cubigel HIGHLY							
Cooling form	Air cooling							
Defrost method	hot air defrost							
Min Storage size(m3)	4	8	12	21	30	39	39	52
Max Storage size(m3)	7	12	20	34	48	65	65	94

Constant temperature model - Library temperature +5°C -5°C / Ambient temperature +35°C / Library thickness 100mm/R404A

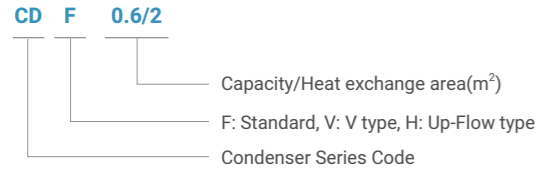
Model	BKT1LZ	BKT1.5LZ	BKT2LZ	BKT3.5LZ	BKT3.5LZ	BKT4LZ	BKT5LZ
Voltage	220/1/50				380/3/50		
Capacity(W)	1240	1600	2230	3305	3215	3680	6250
Normal Power(HP)	1	1.5	2	3.5	3.5	4	5
Rated current(A)	6	7.4	10.2	13.6	6.2	8.1	9.8
Compressor	Embraco SECOP Tecumseh Cubigel HIGHLY						
Cooling form	Air cooling/Water Cooling						
Defrost method	hot air defrost						
Min Storage size(m3)	2	4	9	16	16	22	45
Max Storage size(m3)	4	8	23	36	36	50	78

Constant temperature model - Library temperature -15°C ~-25°C / ambient temperature +35°C / Library thickness 100mm/R404A

CDF Series Condenser

Product description

1. Adopt high efficiency heat exchange coil with aluminum fins, clean and dry inside copper tube.
2. Aluminum fin punching is an extension flap of "L" row, so heat exchange efficiency is very high after expansion.
3. Overall shell make spraying treatment and corrosion resistance Support v/ith multi-flanging design have perfect vibration resistance.
4. Axial fan motor can be chose by EBM or Chinese famous brand:
High efficiency low noise, large air volume.




CDF Series Condenser Technical Specification

Model	Cooling Capacity (W)	Hear Transfer Area (m ²)	Wreath Row	Fan Motor				Connection		Overall Size L×W×H (mm)
				Input (W)	Voltage (V)	Air flow (m ³ /h)	Diameter (mm)	Inlet (mm)	Outlet (mm)	
CDF-0.6/2.0	600	2	2×8	40	220	530	200	10	10	320×100×230
CDF-0.9/3.4	900	3.4	3×8	40	220	530	200	10	10	320×120×230
CDF-1.3/4.4	1300	4.4	3×10	50	220	730	250	10	10	370×120×280
				60	380	770				
CDF-1.6/5.7	1600	5.7	4×10	50	220	730	250	10	10	370×120×280
				60	380	770				
CDF-1.8/6.2	1800	6.2	3×12	85	220	1664	300	10	12	440×120×330
				75	380	1563				
CDF-2.2/8.2	2200	8.2	4×12	85	220	1664	300	12	12	440×120×330
				75	380	1563				
CDF-2.9/10	2900	10.0	3×16	140	220	2270	350	16	12	515×150×430
				140	380	2290				
CDF-3.8/13.3	3800	13.3	4×16	140	220	2270	350	16	12	515×170×430
				140	380	2290				
CDF-4.3/15	4300	15.0	4×18	140	220	2270	350	16	12	515×170×430
				140	380	2290				
CDF-5.2/18	5200	18.0	3×16	2×85	220	3328	2×300	16	12	840×180×430
				2×75	380	3126				
CDF-5.3/18.5	5300	18.5	4×20	180	220	3541	400	19	16	565×180×530
				180	380	3400				
CDF-6.0/21	6000	21.0	4×20	180	220	3541	400	19	16	615×180×530
				180	380	3400				
CDF-7.0/24.5	7000	24.5	5×20	180	220	3541	400	19	16	590×200×530
				180	380	3400				

CDF Series Condenser Technical Specification

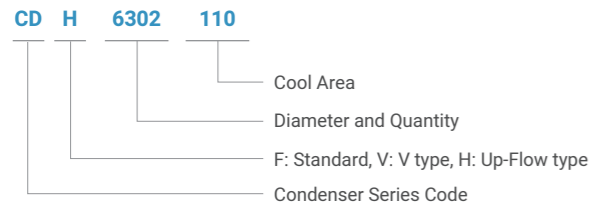
Model	Cooling Capacity (W)	Hear Transfer Area (m ²)	Wreath Row	Fan Motor				Connection		Overall Size L×W×H (mm)
				Input (W)	Voltage (V)	Air flow (m ³ /h)	Diameter (mm)	Inlet (mm)	Outlet (mm)	
CDF-7.3/25	7300	25.0	4×16	2×140	220	4540	2×350	19	16	900×180×430
				2×140	380	4580				
CDF-8.8/30	8800	30.0	3×23	2×180	220	7082	2×400	22	16	1000×180×615
				2×180	380	6800				
CDF-10.2/35	10200	35.0	5×18	2×140	220	4540	2×350	19	16	900×200×480
				2×140	380	4580				
CDF-10.8/39	10800	39.0	4×22	2×180	220	7082	2×400	22	16	1000×180×580
				2×180	380	6800				
CDF-14.0/49	14000	49.0	5×22	2×180	220	7082	2×400	22	16	1000×200×580
				2×180	380	6800				
CDF-15.2/53	15200	53.0	5×24	2×180	220	7082	2×400	22	16	1000×200×630
				2×180	380	6800				
CDF-19.0/63	19000	63.0	6×24	2×180	220	7082	2×400	22	16	1000×220×630
				2×180	380	6800				
CDF-20.3/70	20300	70.0	4×32	4×140	220	9080	4×350	22	19	1230×200×830
				4×140	380	9160				
CDF-23.2/80	23200	80.0	4×36	4×140	220	9080	4×350	22	19	1230×200×930
				4×140	380	9160				
CDF-24.2/88	24200	88.0	5×40	4×180	220	14164	4×400	25	19	1000×220×1030
				4×180	380	13600				
CDF-28.5/100	28500	100.0	4×44	4×180	220	14164	4×400	25	22	1230×200×1130
				4×180	380	13600				
CDF-29/105	29000	105.0	6×40	4×180	220	14164	4×400	25	22	1000×220×1030
				4×180	380	13600				
CDF-37.8/130	37800	130.0	4×54	4×180	220	14164	4×400	25	22	1230×220×1380
				4×180	380	13600				
CDF-43.5/150	43500	150.0	5×52	4×420	220	17180	4×450	25	22	1230×250×1330
				4×450	380	17344				
CDF-53/180	53000	180.0	6×52	4×420	220	25680	4×500	28	25	1230×270×1330
				4×450	380	26280				
CDF-64.0/220	64000	220.0	6×48	6×180	220	21246	6×400	32	25	1720×255×1230
				6×180	380	20400				
CDF-78.0/260	78000	260.0	6×52	6×300	220	25680	6×450	32	25	1840×270×1330
				6×300	380	26280				
CDF-92.8/320	92800	320.0	6×52	6×420	220	38520	6×500	38	28	2200×270×1330
				6×450	380	39420				



CDH Series Condenser

Product description

1. Adopt high efficiency heat exchange coil with aluminum fins, clean and dry inside copper tube.
2. Aluminum fin punching is an extension flap of "L" row, so heat exchange efficiency is very high after expansion.
3. Overall shell make spraying treatment and corrosion resistance Support v/ith multi-flanging design have perfect vibration resistance.
4. Axial fan motor can be chose by EBM or Chinese famous brand: High efficiency low noise, large air volume.



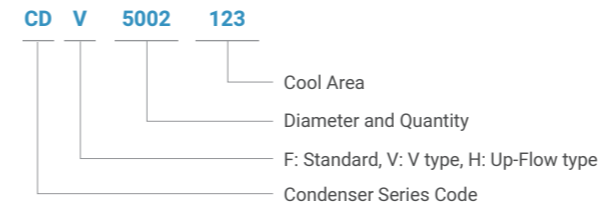
CDH Series Condenser Technical Specification

Model	Refrigeration Capacity (kw)	Cool Area (m ²)	Overall Dimension A×B×C (mm)	Installation Dimension D×E (mm)	Fan Motor					Connection Pipe	
					Quantity (pcs)	Diameter (Ømm)	Air Flow (m ³ /h)	Power (W)	Voltage (V)	Inlet (Ømm)	Outlet (Ømm)
CDH-6302-110	80.19	110	2150×906×965	884x1700	2	630	29939	5.4	380	22	35
CDH-6303-166	120.13	166	3000×906×965	884x1700	3	630	45045	8.1	380	28	42
CDH-6304-222	161.96	222	3850×906×965	884x1700	4	630	60150	10.8	380	35	54
CDH-6305-278	198.16	278	4700×906×965	884x1700	5	630	75255	13.5	380	42	67
CDH-6306-331	240.26	331	2610×1206×1030	1182x2200	6	630	90090	16.2	380	22	35
CDH-630&443	323.93	443	3710×1206×1030	1182x2200	8	630	120300	21.6	380	2×28	2×42
CDH-8002-200	106.36	200	3000×1746×965	1724x1700	2	800	34169	3.2	380	35	54
CDH-8003-301	161.12	301	3850×1746×965	1724x1700	3	800	51390	4.8	380	35	54
CDH-800M03	214.36	403	4700×1746×965	1724x1700	4	800	68610	6.4	380	35	54
CDH-8006-602	322.21	602	3710×2346×1030	2322x1700	6	800	102779	9.6	380	2×35	2×54
CDH-8008-806	428.72	806	4810×2346×1030	2322x1700	8	800	137219	12.8	380	2×42	2×67

CDV Series Condenser

Product description

1. Adopt high efficiency heat exchange coil with aluminum fins, clean and dry inside copper tube.
2. Aluminum fin punching is an extension flap of "L" row, so heat exchange efficiency is very high after expansion.
3. Overall shell make spraying treatment and corrosion resistance Support v/ith multi-flanging design have perfect vibration resistance.
4. Axial fan motor can be chose by EBM or Chinese famous brand: High efficiency low noise, large air volume.



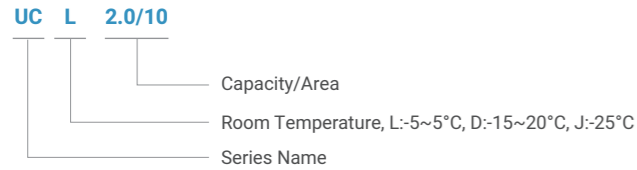
CDV Series Condenser Technical Specification

Model	Refrigeration Capacity (kw)	Cool Area (m ²)	Overall Dimension A×B×C (mm)	Installation Dimension D×E (mm)	Fan Motor					Connection Pipe	
					Quantity (pcs)	Diameter (Ømm)	Air Flow (m ³ /h)	Power (W)	Voltage (V)	Inlet (Ømm)	Outlet (Ømm)
CDV-5002-123	36.9	123	1582×1000×775	1370×980	2	500	2×6500	420	380	22	25
CDV-5003-219	65.7	219	2011×1030×971	1970×1010	3	500	3×6500	420	380	19	28
CDV-5503-256	76.8	256	2311×1030×971	2130×1010	3	550	3×8400	550	380	19	28
CDV-6002-188	56.4	188	1784×1030×1055	1580×1010	2	600	2×11000	750	380	22	28
CDV-6303-386	115.8	386	2484×1100×1146	2280×1080	3	630	3×12500	800	380	22	35
CDV-6304-518	155.4	518	3254×1100×1146	3050×1080	4	630	4×12500	800	380	28	42
CDV-6305-650	195	650	4024×1100×1146	3820×1080	5	630	5×12500	800	380	28	42
CDV-8002-414	124.2	414	2270×1240×1280	2090×1200	2	800	2×16600	1250	380	35	54
CDV-8003-624	187.2	624	3320×1240×1280	3140×1200	3	800	3×16600	1250	380	35	54
CDV-8004-834	250.2	834	4370×1240×1280	4190×1200	4	800	4×16600	1250	380	54	76
CDV-8005-1044	313.2	1044	5420×1240×1280	5240×1200	5	800	5×16600	1250	380	54	76
CDV-8006-1254	376.2	1254	6470×1240×1280	6290×1200	6	800	6×16600	1250	380	54	76

CDW Series Condenser Technical Specification

Model	Refrigeration Capacity (kw)	Cool Area (m ²)	Overall Dimension A×B×C (mm)	Installation Dimension D×E (mm)	Fan Motor					Connection Pipe	
					Quantity (pcs)	Diameter (Ømm)	Air Flow (m ³ /h)	Power (W)	Voltage (V)	Inlet (Ømm)	Outlet (Ømm)
CDW-6306-1000	300	1000	3381×2200×1245	3120x2160	6	630	73205	6.6	380	2×35	2×54
CDW-6306-1100	330	1100	3681×2200×1245	3420x2160	6	630	73205	6.6	380	2×35	2×54
CDW-6308-1300	390	1300	4291×2200×1245	4030x2160	8	630	97606	8.8	380	2×35	2×54
CDW-6308-1400	420	1400	4611×2200×1245	4350x2160	8	630	97606	8.8	380	2×35	2×54
CDW-8008-1500	450	1500	4791×2200×1245	4530x2160	8	800	159724	12.8	380	2×35	2×54
CDW-8008-1800	540	1800	5491×2200×1245	5230x2160	8	800	159724	12.8	380	2×35	2×54

UC Series Evaporator/ Air Cooler



UC series is new design air cooler .

Adopting high efficiency aluminum fins and copper tube with diameter Ø9.52mm or Ø14mm.

Dividing into 3 series UCL, UCD and UCJ depend on the different finspace suit to different room temperature demand.

UCL for fresh storage with temperature at -5 to +5°C,

UCD for refrigerated storage with temperature at -15 to -20°C,

UCJ for freezer room with temperature at <-25°C.

1. Two sides end plate and water drain plate design into open type for maintenanceconveniences.
2. Front shell with inner concave design looks very nice, Overall shell with multi-foldeddesign make high strength and less vibration.
3. Copper pipeline is optimized re-design for high heat exchange efficiency.
4. Assembling axial fan motor with high efficiency,low energy consumption suit tocomplex environments.

UCL Type Air Cooler Specification

Fin Space 4.5MM

Model	Capacity	Area	Tube Volume	Piping Size		Fan Motor					Electric Defrost	
	Evaporation t=-18°C storage t=-8°C			Liquid (mm)	Gas (mm)	Quantity (pcs)	Diameter (mm)	Power (w)	Voltage (v)	Air Flow (m³/h)	Coil (kw)	Water Tray (kw)
UCL-2.0/10	2000	10	1.77	Ø12	Ø16	1	Ø350	1X190	380	1X3100	1*0.5	1*0.5
UCL-3.0/15	3000	15	3.04	Ø12	Ø16	2	Ø350	2X190	380	2X3100	1*0.9	1*0.9
UCL-5.0/25	5000	25	4.46	Ø12	Ø16	3	Ø350	3X190	380	3X3100	1*1.2	1*1.2
UCL-8.0/40	8000	40	5.95	Ø16	Ø25	2	Ø400	2X227	380	2X4000	2*1.3	1*1.3
UCL-11.2/55	11200	55	7.93	Ø16	Ø25	2	Ø400	2X227	380	2X4000	2*1.3	1*1.3
UCL-16.2/80	16200	80	11.74	Ø19	Ø38	2	Ø500	2X448	380	2X6500	2*1.3	1*1.3
UCL-21.3/105	21300	105	14.67	Ø19	Ø38	2	Ø500	2X448	380	2X6500	2*1.5	1*1.5
UCL-25.0/125	25000	125	19.1	Ø19	Ø38	3	Ø500	3X448	380	3X6500	2*1.9	1*1.9
UCL-32.6/160	32600	160	22.98	Ø19	Ø38	3	Ø500	3X448	380	3X6500	2*2.4	1*2.4
UCL-37.6/185	37600	185	26.68	Ø25	Ø50	4	Ø500	4X448	380	4X6500	2*2.6	1*2.6
UCL-42.7/210	42700	210	30.37	Ø25	Ø50	4	Ø500	4X448	380	4X6500	2*2.8	1*2.8
UCL-52.9/260	52900	260	37.35	Ø25	Ø50	4	Ø550	4X670	380	4X8500	3*2.6	1*2.6
UCL-66.0/330	66000	330	46.59	Ø25	Ø50	4	Ø550	4X670	380	4X8500	4*2.6	1*2.6
UCL-82.0/410	82000	410	56.7	Ø25	Ø50	4	Ø600	4X820	380	4X12000	4*2.8	1*2.8
UCL-94.0/470	94000	470	69.54	Ø28	Ø50	3	Ø710	3X1862	380	3X16200	5*2.4	1*2.4
UCL-116/580	116000	580	85.57	Ø28	Ø50	3	Ø710	3X1862	380	3X16200	5*2.6	1*2.6

Remark t(temperature)

UCD Type Air Cooler Specification

Fin Space 6MM

Model	Capacity	Area	Tube Volume	Piping Size		Fan Motor					Electric Defrost	
	Evaporation t=-18°C storage t=-8°C			Liquid (mm)	Gas (mm)	Quantity (pcs)	Diameter (mm)	Power (w)	Voltage (v)	Air Flow (m³/h)	Coil (kw)	Water Tray (kw)
UCD-1.3/7	1300	7	1.77	Ø12	Ø16	1	Ø350	1X190	380	1X3100	2*0.5	1*0.5
UCD-2.2/12	2200	12	3.04	Ø12	Ø16	2	Ø350	2X190	380	2X3100	2*0.9	1*0.9
UCD-2.8/15	2800	15	3.04	Ø12	Ø16	2	Ø350	2X190	380	2X3100	2*0.9	1*0.9
UCD-3.7/22	3700	22	4.46	Ø12	Ø16	3	Ø350	3X190	380	3X3100	2*1.2	1*1.2
UCD-5.6/30	5600	30	5.95	Ø16	Ø25	2	Ø400	2X227	380	2X4000	2*1.5	1*1.5
UCD-7.5/40	7500	40	7.93	Ø16	Ø25	2	Ø400	2X227	380	2X4000	2*1.5	1*1.5
UCD-11.2/60	11200	60	11.74	Ø19	Ø38	2	Ø500	2X448	380	2X6500	5*1.3	1*1.3
UCD-14.9/80	14900	80	14.67	Ø19	Ø38	2	Ø500	2X448	380	2X6500	5*1.5	1*1.5
UCD-18.7/100	18700	100	19.1	Ø19	Ø38	3	Ø500	3X448	380	3X6500	5*1.9	1*1.9
UCD-22.4/120	22400	120	22.98	Ø19	Ø38	3	Ø500	3X448	380	3X6500	5*2.4	1*2.4
UCD-26.2/140	26200	140	26.68	Ø25	Ø50	4	Ø500	4X448	380	4X6500	5*2.6	1*2.6
UCD-30.0/160	30000	160	30.37	Ø25	Ø50	4	Ø500	4X448	380	4X6500	5*2.8	1*2.8
UCD-37.4/200	37400	200	37.35	Ø25	Ø50	4	Ø550	4X670	380	4X8500	6*2.6	1*2.6
UCD-46.2/250	46200	250	46.59	Ø25	Ø50	4	Ø550	4X670	380	4X8500	8*2.6	1*2.6
UCD-57.3/310	57300	310	56.7	Ø25	Ø50	4	Ø600	4X820	380	4X12000	8*2.8	1*2.8
UCD-66.6/360	66600	360	69.54	Ø28	Ø50	3	Ø710	3X1862	380	3X16200	11*2.4	1*2.4
UCD-81.4/450	81400	450	85.57	Ø28	Ø50	3	Ø710	3X1862	380	3X16200	11*2.6	1*2.6

Remark t(temperature)

UCJ Type Air Cooler Specification

Fin Space 9MM

Model	Capacity	Area	Tube Volume	Piping Size		Fan Motor					Electric Defrost	
	Evaporation t=-18°C storage t=-8°C			Liquid (mm)	Gas (mm)	Quantity (pcs)	Diameter (mm)	Power (w)	Voltage (v)	Air Flow (m³/h)	Coil (kw)	Water Tray (kw)
UCJ-1.2/8	1200	8	3.04	Ø12	Ø16	2	Ø350	2X190	380	2X3100	2*0.9	1*0.9
UCJ-2.1/15	2100	15	4.46	Ø12	Ø16	3	Ø350	3X190	380	3X3100	2*1.2	1*1.2
UCJ-3.6/20	3600	20	5.95	Ø16	Ø25	2	Ø400	2X240	380	2X4000	2*1.5	1*1.5
UCJ-4.6/30	4600	30	7.93	Ø16	Ø25	2	Ø400	2X240	380	2X4000	2*1.5	1*1.5
UCJ-7.1/40	7100	40	11.74	Ø19	Ø38	2	Ø500	2X448	380	2X6500	5*1.3	1*1.3
UCJ-8.9/55	8900	55	14.67	Ø19	Ø38	2	Ø500	2X448	380	2X6500	5*1.5	1*1.5
UCJ-11.6/70	11600	70	19.1	Ø19	Ø38	3	Ø500	3X448	380	3X6500	5*1.9	1*1.9
UCJ-14.3/85	14300	85	22.98	Ø19	Ø38	3	Ø500	3X448	380	3X6500	5*2.4	1*2.4
UCJ-17.1/100	17100	100	26.68	Ø25	Ø50	4	Ø500	4X448	380	4X6500	5*2.6	1*2.6
UCJ-19.6/115	19600	115	30.37	Ø25	Ø50	4	Ø500	4X448	380	4X6500	5*2.8	1*2.8
UCJ-23.1/140	23100	140	37.35	Ø25	Ø50	4	Ø550	4X670	380	4X8500	6*2.6	1*2.6
UCJ-28.0/170	28000	170	46.59	Ø25	Ø50	4	Ø550	4X670	380	4X8500	8*2.6	1*2.6
UCJ-34.6/210	34600	210	56.7	Ø25	Ø50	4	Ø600	4X820	380	4X12000	8*2.8	1*2.8
UCJ-41.2/250	41200	250	69.54	Ø28	Ø50	3	Ø710	3X1862	380	3X16200	11*2.4	1*2.4
UCJ-49.5/300	49500	300	85.57	Ø28	Ø50	3	Ø710	3X1862	380	3X16200	11*2.6	1*2.6

Remark t(temperature)

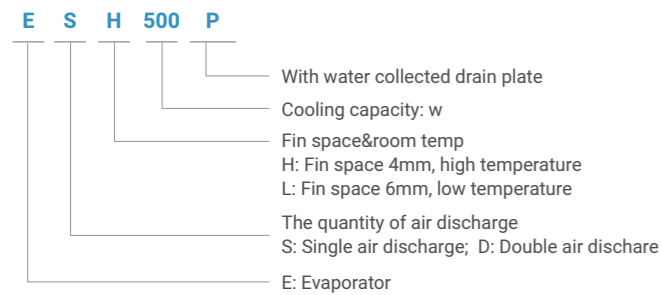
E Series Evaporator/Air Cooler

It is a new type evaporator for wine cabinet.

Two types be chose: unilateral and bilateral air discharge.


Shell adopts aluminum sheet, anti-corrosion, beautiful and generous.

1. Adopting low noise cross-flow fan, supply soft air and shrink evaporator thickness to save installing space.
2. Compact volume with nice appearance, light weight and convenient installation.
3. The high quality stainless steel heater evenly distributed in the coil, to make defrost fast and well-proportioned.



DH Series Dual Discharge evaporator/Air Cooler

It suits to temperature cooling device, widely used in processing room. Cool air discharge from both sides, much more soft. Dividing into 2 series DH-L and DH-D according to fin space difference, suit to different room temperature. DH-L series for room temperature -5 to +5°C, DH-D series for room temperature -20 to -15°C.



The scientific and reasonable bilateral outlet for cold air uniform distribution.

All the air coolers equipped new fan motor assemblies with high efficiency, low noise and internal thermal protection.

Shell metal made by high-quality steel sheet, high strength, excellent vibration resistance, and spray-treated to be more resistant to corrosion.

Inside of water drain plate is equipped with defroster for accelerated defrosting evenly.

DH-L Type Air Cooler Specification

Remark Refrigerant: R404A

Model	Capacity		Area (m ²)	Tube Volume (dm ³)	Connection		Fan Motor				Electric Defrost	
	Warehouse temperature -8°C Δ t=10°C	Temperature of Storage -18°C (W)			Liquid (mm)	Gas (mm)	Quantity (pcs)	Diameter (mm)	Power (W)	Voltage (V)	Air Flow (m ³ /h)	Coil (W)
DH-L10	1530		10	2.44	Ø15.5	Ø19	1	Ø300	1×108	380	1×1700	2×500
DH-L20	4260		20	4.18	Ø15.5	Ø19	2	Ø300	2×108	380	2×1700	2×1600
DH-L30	4610		30	5.86	Ø15.5	Ø19	3	Ø300	2×108	380	3×1700	2×2400
DH-L40	6150		40	6.03	Ø15.5	Ø25	2	Ø400	2×227	380	2×4000	2×2400
DH-L55	8600		55	7.8	Ø15.5	Ø25	2	Ø450	2×227	380	2×4000	2×3000
DH-L80	12450		80	11.74	Ø19	Ø38	2	Ø450	2×278	380	2×5000	2×3400
DH-L105	16380		105	15.06	Ø19	Ø38	3	Ø450	2×278	380	3×5000	2×4000

Model	Capacity		Area	Tube Volume	Piping Size		Fan Motor					Electric Defrost
	te=0°C	te=-8°C			Liquid (mm)	Gas (mm)	Quantity (pcs)	Diameter (mm)	Power (W)	Voltage (V)	Air Flow (m ³ /h)	Coil (W)
	DT1=10K (w)	DT1=8K (w)										
ESH500P	500	380	2.3	0.59	Ø9.5	Ø9.5	1	Ø48X290	25.3	220/50	198	Without heater
ESH630P	630	480	3.2	0.81	Ø9.5	Ø9.5	1	Ø48X290	25.3	220/50	198	Without heater
ESL450P	450	345	2.4	0.96	Ø9.5	Ø9.5	1	Ø48X290	25.3	220/50	198	350
ESL530P	530	400	2.8	1.11	Ø9.5	Ø9.5	1	Ø48X290	25.3	220/50	198	350
ESH400	400	300	2.3	0.59	Ø9.5	Ø9.5	1	Ø48X290	25.3	220/50	198	Without heater
EDH600	600	460	3.4	0.88	Ø9.5	Ø9.5	2	Ø48X290	2X25.3	220/50	2X198	Without heater
EDH800	800	615	4.6	1.18	Ø9.5	Ø9.5	2	Ø48X290	2X25.3	220/50	2X198	Without heater
ESL300	300	230	1.6	0.59	Ø9.5	Ø9.5	1	Ø48X290	25.3	220/50	198	350
EDL450	450	345	2.4	0.88	Ø9.5	Ø9.5	2	Ø48X290	2X25.3	220/50	2X198	350
EDL600	600	460	3.1	1.18	Ø9.5	Ø9.5	2	Ø48X290	2X25.3	220/50	2X198	350

DH-L Type Air Cooler Specification

Remark Refrigerant: R404A

Model	Capacity		Area (m ²)	Tube Volume (dm ³)	Connection		Fan Motor				Electric Defrost	
	Warehouse temperature -8°C Δ t=10°C	Temperature of Storage -18°C (W)			Liquid (mm)	Gas (mm)	Quantity (pcs)	Diameter (mm)	Power (W)	Voltage (V)	Air Flow (m ³ /h)	Coil (W)
DH-D7	1300		7	2.44	Ø15.5	Ø19	1	Ø300	1×108	380	1×1700	2×500
DH-D15	2800		15	4.18	Ø15.5	Ø19	2	Ø300	2×108	380	2×1700	2×1600
DH-D22	3700		22	5.86	Ø15.5	Ø19	3	Ø300	2×108	380	3×1700	2×2400
DH-D30	5600		30	6.03	Ø15.5	Ø25	2	Ø400	2×227	380	2×4000	2×2400
DH-D40	7500		40	7.8	Ø15.5	Ø25	2	Ø450	2×227	380	2×4000	2×3000
DH-D60	11200		60	11.74	Ø19	Ø38	2	Ø450	2×278	380	2×5000	2×3400
DH-D80	14900		80	15.06	Ø19	Ø38	3	Ø450	2×278	380	3×5000	2×4000

UCEA Series Evaporator/ Air Cooler



Fin spacing 4 mm, with heater $Rt \geq 0^\circ\text{C}$

Model	Capacity (kw)		Surface (m ²)	Tube Volume (dm ³)	N.W (kg)	Connection (0 mm)	
	te = -8°C	te = -25°C				inlet	outlet
	DT1 =8K	DT1=7K					
UCEA 2501 09 4D	1.45	1	8.3	1.4	12.1	12	16
UCEA 2502 174D	2.98	2.09	16.7	2.8	20.9	12	19
UCEA 2503 26 4D	4.52	3.18	25.1	4.2	29.5	12	22
UCEA 2504 35 4D	5.62	3.71	33.5	5.6	38.3	12	22
UCEA 2506 52 4D	9.14	6.48	50.2	8.5	55.8	15	28
UCEA 3001 12 4D	1.79	1.55	11.1	1.9	14.7	12	19
UCEA 3002 23 4D	4.65	3.57	22.3	3.8	25.5	12	22
UCEA 3003 35 4D	7.2	5.37	33.5	5.6	36.1	12	22
UCEA 3004 46 4D	9.5	6.7	44.6	7.5	46.8	15	28
UCEA 3006 69 4D	14.06	9.69	67	11.3	68.3	15	28
UCEA 4001 20 4D	4.61	3.7	19.9	3.4	23.6	12	19
UCEA 4002 40 4D	9.99	7.43	39	6.6	42.3	12	22
UCEA 4003 54 4D	13.41	9.39	52.1	8.8	57.3	15	28
UCEA 4004 81 4D	20.1	15.01	78.1	13.2	80.4	15	35
UCEA 4501 31 4D	7.93	6.31	29.7	5	30.9	12	22
UCEA 4502 61 4D	15.89	11.03	59.5	10	56.5	15	28
UCEA 4503 92 4D	24.7	18.4	89.3	15	82	15	35
UCEA 5001 39 4D	10.47	8.35	37.8	6.4	51.9	15	28
UCEA 5001 58 4D	13.66	10.46	56.6	9.5	61.4	15	28
UCEA 5002 81 4D	21.1	14.45	78.1	13.2	95.5	22	35
UCEA 5002 121 4D	25.57	16.74	117.2	19.7	114.9	22	35
UCEA 5003 122 4D	33.7	24.76	119.7	20.1	139.5	28	42
UCEA 5003 183 4D	40.54	27.26	179.5	30.2	168.9	28	42

Fin spacing 6 mm, with heater $Rt > -18^\circ\text{C}$

Model	Capacity (kw)		Surface (m ²)	Tube Volume (dm ³)	N.W (kg)	Connection (0 mm)	
	te = -8°C	te = -25°C				inlet	outlet
	DT1 =8K	DT1=7K					
UCEA 2501 06 6D	1.29	0.9	5.7	1.4	11.8	12	16
UCEA 2502 11 6D	2.64	1.87	11.5	2.8	20.2	12	19
UCEA 2503 17 6D	3.99	2.85	17.3	4.2	28.5	12	22
UCEA 2504 23 6D	5.06	3.39	23	5.6	37.1	12	22
UCEA 2506 35 6D	8.04	5.72	34.5	8.5	53.8	15	28
UCEA 3001 08 6D	1.39	1.23	7.6	1.9	14.2	12	19
UCEA 3002 15 6D	3.78	2.92	15.3	3.8	24.6	12	22
UCEA 3003 23 6D	6.09	4.56	23	5.6	34.9	12	22
UCEA 3004 31 6D	8.16	5.83	30.7	7.5	45.2	15	28
UCEA 3006 46 6D	12.16	8.52	46.1	11.3	65.6	15	28
UCEA 4001 13 6D	3.62	2.96	13.7	3.4	22.8	12	19
UCEA 4002 27 6D	8.47	6.36	26.8	6.6	40.9	12	22
UCEA 4003 36 6D	11.63	8.25	35.8	8.8	55.3	15	28
UCEA 4004 54 6D	17	12.82	53.7	13.2	77.5	15	35
UCEA 4501 20 6D	6.59	5.17	20.4	5	29.7	12	22
UCEA 4502 41 6D	13.67	9.66	40.9	10	54.2	15	28
UCEA 4503 61 6D	20.81	15.61	61.4	15	78.6	15	35
UCEA 5001 26 6D	8.72	6.93	26	6.4	50.5	15	28
UCEA 5001 39 6D	11.9	9.15	39	9.5	59.3	15	28
UCEA 5002 54 6D	18.29	12.76	53.7	13.2	92.6	22	35
UCEA 5002 81 6D	23.25	15.51	80.6	19.7	110.5	22	35
UCEA 5003 82 6D	28.55	21.16	82.3	20.1	134.9	28	42
UCEA 5003 122 6D	36.53	24.97	123.5	30.2	162.2	28	42

Fin spacing 9 mm, with heater $Rt > -25^\circ\text{C}$

Model	Capacity (kw)		Surface (m ²)	Tube Volume (dm ³)	N.W (kg)	Connection (0 mm)	
	te = -8°C	te = -25°C				inlet	outlet
	DT1 =8K	DT1=7K					
UCEA 2501 04 9D	1.08	0.77	4	1.4	11.4	12	16
UCEA 2502 08 9D	2.2	1.58	8	2.8	19.4	12	19
UCEA 2503 12 9D	3.32	2.4	12	4.2	27.4	12	22
UCEA 2504 169D	4.31	2.96	16.1	5.6	35.5	12	22
UCEA 2506 24 9D	6.69	4.85	24.1	8.5	51.4	15	28
UCEA 3001 06 9D	1.06	0.95	5.3	1.9	13.7	12	19
UCEA 3002 10 9D	2.94	2.3	10.7	3.8	23.6	12	22
UCEA 3003 16 9D	5	3.7	16	5.6	33.3	12	22
UCEA 3004 21 9D	6.76	4.91	21.4	7.5	43.1	15	28
UCEA 3006 31 9D	10.14	7.29	32.1	11.3	62.5	15	28
UCEA 4001 09 9D	2.77	2.3	9.6	3.4	21.9	12	19
UCEA 4002 189D	6.93	5.21	18.7	6.6	39	12	22
UCEA 4003 24 9D	9.7	6.97	25	8.8	52.9	15	28
UCEA 4004 36 9D	13.91	10.47	37.5	13.2	73.8	15	35
UCEA 4501 149D	5.19	4.03	14.3	5	28.3	12	22
UCEA 4502 28 9D	11.36	8.12	28.5	10	51.4	15	28
UCEA 4503 41 9D	16.98	12.79	42.8	15	74.4	15	35
UCEA 5001 179D	6.99	5.4	18.1	6.4	48.7	15	28
UCEA 5001 26 9D	10.03	7.62	27.2	9.5	56.6	15	28
UCEA 5002 36 9D	15.28	10.81	37.5	13.2	88.8	22	35
UCEA 5002 54 9D	20.33	13.81	56.2	19.7	104.9	22	35
UCEA 5003 54 9D	23.36	17.44	57.4	20.1	129.3	28	42
UCEA 5003 82 9D	31.61	21.95	86.1	30.2	153.7	28	42

DE Series evaporator/ Air Cooler

It suits to commercial refrigerator and freezer. Matching with different types of compressor units. Exquisite appearance and install convenient.

1. Surface white painting aluminum sheet with high corrosion and vibration resistance.
2. Adopting high-quality and famous brand flange motor with high safety standards and reliable installation.

DE 0.45/2.5

Nominal capacity/Heat exchange area
Series Name



Remark Refrigerant: R404A

Model	Capacity		Tube Volume (dm ³)	Connection		Fan Motor					Electric Defrost	
	Warehouse temperature -8°C Δ t=10°C	Temperature of Storage -18°C (W)		Area (m ²)	Liquid (mm)	Gas (mm)	Quantity (pcs)	Diameter (mm)	Power (W)	Voltage (V)	Air Flow (m ³ /h)	Coil (W)
DE-0.45/2.5	450		2.5	2.6	Ø9.52	Ø9.52	1	200	40	220	400	500
DE-0.9/5.0	900		5	4.52	Ø9.52	Ø9.52	2	200	2×40	220	2×400	1000
DE-1.35/7.5	1350		7.5	6.43	Ø9.52	Ø9.52	3	200	3×40	220	3×400	1500
DE-1.8/10.0	1800		10	8.33	Ø9.52	Ø9.52	4	200	4×40	220	4×400	2000

EV Series evaporator/ Air Cooler



Model	Normal Capacity kw	Area m ²	Tube volume dm ³	Fan Motor				Defrost power kw
				Air volume m ³ /h	diameter mm	power w	Voltage v	
EV-40	0.3	1.4	0.33	410	200	1×40	220	0.3
EV-60	0.4	2.3	0.48	410	200	1×40	220	0.3
EV-100	0.63	2.4	0.54	820	200	2×40	220	0.5
EV-130	0.85	3.8	0.8	820	200	2×40	220	0.5
EV-180	1.28	4.8	1.07	1230	200	3×40	220	1
EV-290	1.76	7.7	1.61	1230	200	3×40	220	1

Note: Nominal cooling capacity: cabinet temperature 0°C , heat transfer temperature difference 8°C ;

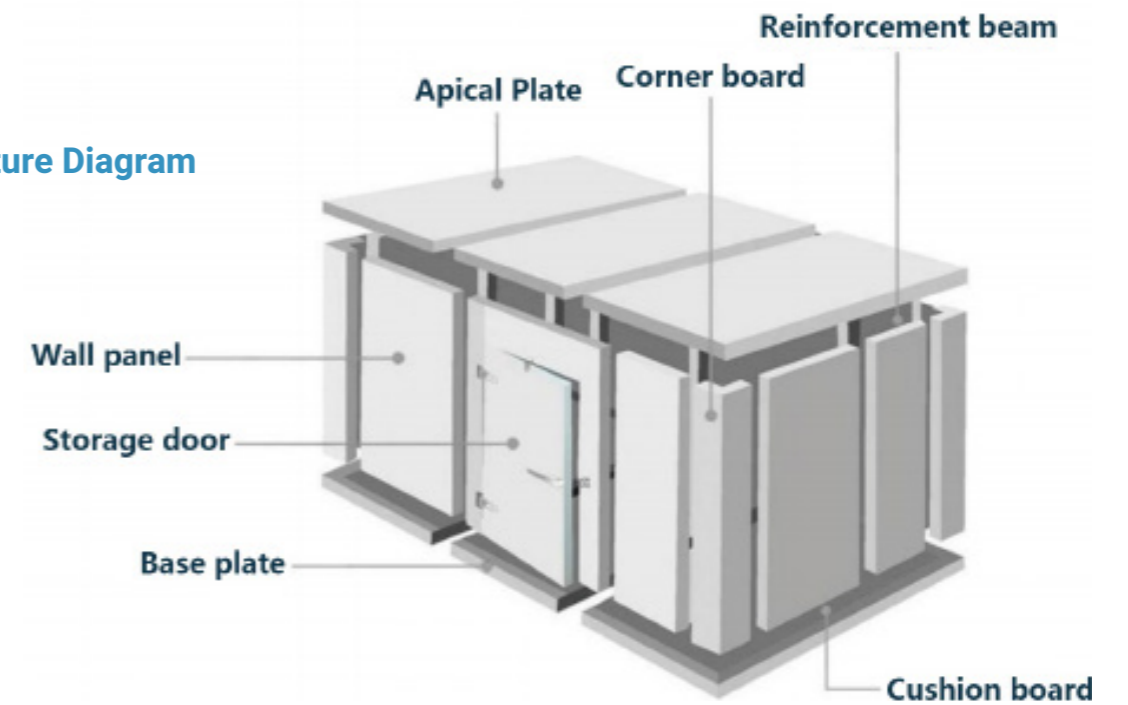
One-stop Cold Room Solution

Cold Room Refrigeration System

Cold storage is a facility used to store and keep goods, food or other items cold. ouyucool has 20 years of experience in the freezing industry.

Equipped with a complete set of cold storage system equipment. Provide you with professional customized cold storage design solutions.

Cold Storage Structure Diagram



Cold Storage Board




Plate Thickness	Temperature Difference	Max Wall Panel Height	Max Top Plate Length	Applicable Cold Room Temperature
mm	°C	m*	m*	°C
75	40	4.5	3.8	-5°C -25°C
100	50	5	4.5	-15°C -25°C
150	70	6	6	-25°C -25°C
180	80	6.5	6.5	-35°C -25°C
200	90	7	7	-50°C -25°C

Mark:
 m*:Under the pressure difference between inside and outside and shrinkage stress, there is no wind load. (If the length exceeds or there is wind load, steel wall beams need to be installed)
 The above data is calculated based on the heat flow per unit area of 8-10W/square meter.

Surface material

Color steel plate	Thickness	Surface stripes		
	mm	Flat	Wide band	Minutr tendon
Colored steel sheet	0.326-0.8	√	√	√
Stainless steel sheet	0.4-0.8	√	√	√
Embossed Aluminum sheet	0.5-3			
Galvanized sheet	0.5-2	√		
Polyurethane sheet				



Latches for Refrigerator



Hinges for Refrigerator



Cold Room Door

Standard Hinged Door

Part No	DOOR Framen Dimension	Door Dimension
BMM700	790*1790	700*1700
BMM800	890*1890	800*1800
BMM900	1000*2000	900*1900

* To be adjusted as per specific requirement
 Heat insulation material: Polyurethane (Thickness: 100mm)
 Surface Material: Painted Galvanized Mild Steel



Automatically swing Door

Part No	DOOR Framen Dimension	Door Dimension
HGM700	790*1790	700*1700
HGM800	890*1890	800*1800
HGM900	1000*2000	900*1900



Manual Sliding Door

Part No	DOOR Framen Dimension	Door Dimension
PYM1000	1140*2040	1000*1900
PYM1200	1340*2140	1200*2000
PYM1500	1640*2340	1500*2200
PYM1800	1940*2940	1800*2800




Other Types Of Cold Storage Doors



Cold Room Accessories


PVC Strip



Description:

Our PVC strip door designed to help save energy and reduce dust and noise. Available as complete strip door with mounting hardware, bulk rolls, or individual replacement strips. Available in different color.
 Width: 200mm, 300mm
 Thickness: 2mm, 3mm
 Length: 50 meters in roll
 Temperature Range: For shopping mall use (-20°C~+60°C)
 For cold room use (-40°C~+60°C)

Barcket for PVC Strip



Description:

Material: Stainless steel or steel
 Length: 1 Meter, 1.5 Meter, 2 Meter
 Thickness: 1mm.....
 Plate Length: 150mm, 200mm

Cold Room & Refrigerator LED Lights

Model	Power	Temperature	Voltage	Frequency	Display	Light Flux	Protection Level:	Used in
BK401	8W	6000-6500K	220V/110V/36V	50Hz/60Hz	above 70	800LM	IP68	<4M Height Coldroom
BK406	16W	2800-6800K	220V	50Hz/60Hz	70 or more	1600LM	IP65	4 Meters Below/15-20 Square
BK407	20W	6000-6500K	220V/110V	50Hz/60Hz	above 70	2000LM	IP68	<4M Height Coldroom
BK409	30W	6000-6500K	220V/110V	50Hz/60Hz	above 70	3000LM	IP65	<5M Height Coldroom
BK501	15W	6000-6500K	220V/36V	50Hz	above 70	3000LM	IP65	<5M Height Coldroom
BK503	55W	2800-6800K	220V/110V	50Hz/60Hz	70 or more	6000LM	IP65	5 Meters Below/20-40 Square
BK603	50W	2700-7000K	220V/110V	50Hz/60Hz	70 or more	5000LM	IP65	Super Bright 6-7m 40 Square
BK1102	100W	2700-7000K	220V/110V	50Hz/60Hz	70 or more	10000LM	IP65	10 Meters Below 50 Square



BK401



BK406



BK407



BK409



BK501



BK503




BK603




BK1102

Pressure Ventilator for Cold Room




BK-01P/BK02P

01P: 36W,220V
 02P: 18W,36V
 Direct outlet
 opening size: 140*140
 installation size: 170*170



BK-05S/BK-06S

05P: 36W,220V
 06P: 36W,36V
 Direct outlet
 opening size: 140*140
 installation size: 170*170
 Stainless steel



BK-08P

05P: 36W,220V
 06P: 36W,36V
 Direct outlet
 opening size: 140*140
 installation size: 170*170
 Prototype

Waterproof switch box

BK-CG805



BK-CG806



Cold storage temperature display



BK-9000 is a large screen temperature display, and BK-9002 is a alternative large screen temperature and humidity display with 485 communication interface, inspection function supports display inspection and module inspection

Application scope : LED high-definition display, large digital tube, visible from a long distance. used in cold storage, and can also be applied in bathrooms, saunas. Temperature detection for cold storage greenhouses, factories, etc.

PART No	BK-9000	BK-9002
voltage	230V AC±10%,50/60Hz	230V AC±10%,50/60Hz
measuring range	-40°C - +99°C	-40°C - +99°C
Minimum displayed temperature value	±0.1°C	±0.1°C
Measurement accuracy	±0.1°C	±0.1°C
Sensor type	NTC	HTM
Screen size	275X185X32mm	275X185X32mm
Remote monitoring	NO	YES

Cold storage emergency call alarm



Product features:

The new generation wireless waterproof switch does not require batteries, wiring, and maintenance.

The selected waterproof and dustproof lampshade has a protection level of IP55, which can be used in various special environments, has a long service life, and is not prone to aging.

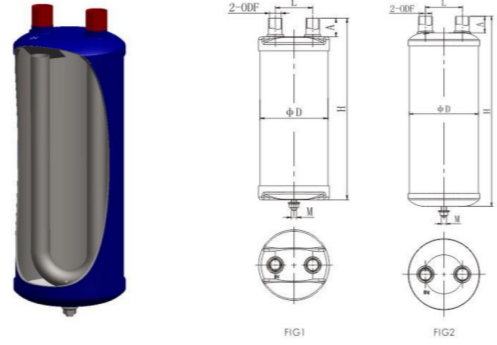
The appearance adopts a bullet head design with a hard and anti drop texture.

PART No	BK-BJ001
voltage	No power
Horn decibel	120dB
Luminescent mode	Spinning flashes
light source	LED
Installation	Bolt-on

Suction Line Accumulator

Feature

1. Solid copper connection
2. 'U' tube design ensures maximum refrigerant flow and minimum oil trap
3. Filter and little hole on IU' tube is to prevent foreign matter
4. 'U' tube design can stop gaseous refrigerant entering compressor
5. Corrosion resistant powder painting finish to prevent rusting

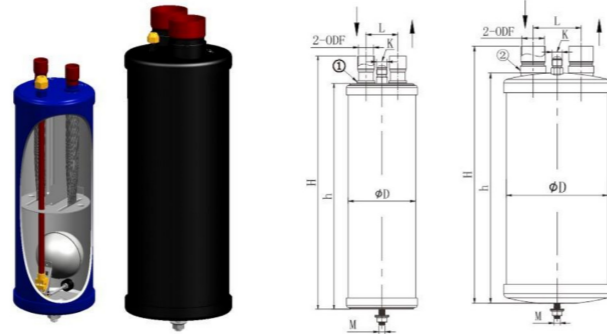


Model	Normal Capacity of the Evaporation Temp.						ODF (in)	Dimensions(mm)					Volume	Type
	R22		R134a		R404A			phi D	A	L	H	phi d*hM		
	-18°C	5°C	-18°C	5°C	-18°C	5°C								
UCPQ-204	3.2	7.0	2.17	4.3	2.8	4.6	1/2	102	28	52	233	M10	1.5L	FG2
UCPQ-205	4.9	10.5	2.8	6.0	4.2	7.0	5/8	102	28	52	283	M10	1.8L	FG2
UCPQ-206	6.3	14.1	3.2	8.1	5.3	9.2	3/4	140	28	80	288	M10	3.5L	AG2
UCPQ-207	11.6	25.7	6.3	14.0	9.5	16.2	7/8	140	33	80	353	M10	4.4L	HG2
UCPQ-208	18.9	41.5	10.9	25.3	15.5	26.7	1-1/8	159	38	85	438	M12	7.2L	FG2
UCPQ-209	29.9	66.1	16.2	37.6	25.3	42.9	1-3/8	159	40	85	535	M12	8.9L	FG2
UCPQ-210	45.0	101.3	25.7	59.8	37.6	64.0	1-5/8	159	42	85	592	M12	9.9L	FG2
UCPQ-596	6.3	14.1	3.2	8.1	5.3	9.2	3/4	127	30	70	265	M10	2.6L	FG1
UCPQ-597	11.6	25.7	6.3	14.0	9.5	16.2	7/8	127	35	70	270	M10	2.6L	FG1
UCPQ-5126	6.3	14.1	3.2	8.1	5.3	9.2	3/4	127	30	70	325	M10	3.3L	FG1
UCPQ-5127	11.6	25.7	6.3	14.0	9.5	16.2	7/8	127	35	70	340	M10	3.5L	FG1
UCPQ-5137	11.6	25.7	6.3	14.0	9.5	16.2	7/8	127	35	70	390	M10	4.0L	FG1
UCPQ-5139	18.9	41.5	10.9	25.3	15.5	26.7	1-1/8	127	40	70	395	M10	4.0L	FG1
UCPQ-5179	18.9	41.5	10.9	25.3	15.5	26.7	1-1/8	127	40	70	475	M10	5.0L	HG1
UCPQ-51711	29.9	66.1	16.2	37.6	25.3	42.9	1-3/8	127	42	70	477	M10	5.0L	FG1
UCPQ-61411	45.0	101.3	25.7	59.8	37.6	64.0	1-3/8	159	40	85	410	M12	6.5L	FG2
UCPQ-62013	45.0	101.3	25.7	59.8	37.6	64.0	1-5/8	159	42	85	572	M12	9.5L	FG2

Oil Separator

Feature

1. Maximum working pressure: 31 bar
2. Maximum working temperature: 120°C
3. Suitable refrigerant: R134A, R404A, R407A, R407C, R507, R22



Model	ODF	Oil Return SAE	Dimensions (mm)					Prechange Qty (mL)	Volume (L)
			phi D	L	h	H	M		
UCPW-55824	1/2"	1/4"	102	48	240	272	M10	400mL	1.73
UCPW-55855	5/8"				300	335			2.17
UCPW-55877	7/8"				340	382			2.47
UCPW-55889	1-1/8"				370	412			2.7
UCPW-559011	1-3/8"	3/8"	159	75	450	492	M12	800mL	3.28
UCPW-559011	1-3/8"				450	402			6.2
UCPW-569011	1-3/8"				360	472			7.5
UCPW-569213	1-5/8"				430	476			7.5
UCPW-569417	2-1/8"				430	482			7.5

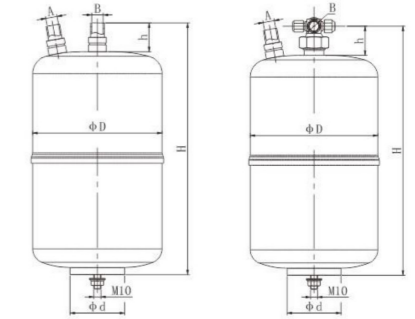
Liquid Receiver

Vertical liquid receiver is your best choice of refrigeration parts, it requires vertical installation, maximum working pressure is 2.0Mpa. Vertical liquid receiver has one high quality rotary valve, so that it can install with 360 degree rotating.




Vertical Liquid Receiver

Model	Volume (L)	Inlet A (in)	Outlet B (in)	Dimensions (mm)			
				D	h	H	d
UCPC-1L	1	3/8	3/8	91	40	230	63.5
UCPC-2.1L	2.1	3/8	3/8	120	40	260	76
UCPC-3L	3	1/2	3/8	150	40	260	76
UCPC-4L	4	1/2	1/2	150	40	320	76
UCPC-6L	6	1/2	1/2	180	40	290	76
UCPC-8L	8	1/2	1/2	180	40	350	76
UCPC-10L	10	5/8	5/8	220	40	350	89
UCPC-12L	12	3/4	5/8	220	40	400	89
UCPC-14L	14	5/8	5/8	220	40	450	89



Horizontal Liquid Receiver

Model	Inlet A (in)	Outlet B (in)	Dimensions(mm)									Volume
			phi D	E	F	M	N	1	J	H	L	
UCPC-0715912	7/8	7/8	159	110	450	110	450	120	165	110	670	12.0L
UCPC-0515914	5/8	5/8	159	110	580	140	520	120	165	110	800	14.3L
UCPC-0715914A	7/8	7/8	159	110	580	140	520	220	270	110	800	14.3L
UCPC-0715918A	7/8	7/8	159	120	760	175	650	220	270	110	1000	18.0L
UCPC-0521923A	5/8	5/8	219	140	420	120	460	220	270	139.5	700	23.1L
UCPC-0721927A	7/8	7/8	219	150	500	135	530	220	270	139.5	800	26.7L
UCPC-0721930A	7/8	7/8	219	150	600	175	550	220	270	139.5	900	30.0L
UCPC-0721933A	7/8	7/8	219	150	700	175	650	220	270	139.5	1000	33.4L
UCPC-0921933A	1-1/8	1-1/8	219	150	700	175	650	220	270	139.5	1000	33.4L
UCPC-0727340A	7/8	7/8	273	160	480	150	500	220	270	166.5	800	40.0L
UCPC-0927340A	1-1/8	1-1/8	273	160	480	150	500	220	270	166.5	800	40.0L
UCPC-0727345A	7/8	7/8	273	160	580	150	600	220	270	166.5	900	45.0L
UCPC-0927345A	1-1/8	1-1/8	273	160	580	150	600	220	270	166.5	900	45.0L
UCPC-1127345A	1-3/8	1-3/8	273	160	580	150	600	220	270	166.5	900	45.0L
UCPC-0927350A	1-1/8	1-1/8	273	160	680	175	650	220	270	166.5	1000	50.4L
UCPC-1127350A	1-3/8	1-3/8	273	160	680	175	650	220	270	166.5	1000	50.4L
UCPC-0927355A	1-1/8	1-1/8	273	160	780	200	700	220	270	166.5	1100	54.7L
UCPC-1127355A	1-3/8	1-3/8	273	160	780	200	700	220	270	166.5	1100	54.7L




Flange-type Filter

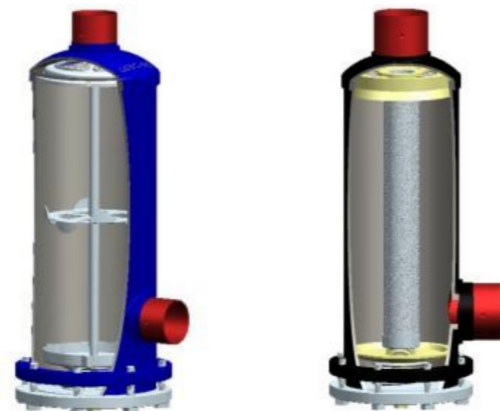
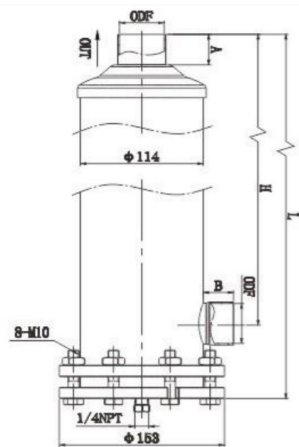
replaceable flange-type filter, it is convenient for facility testing and maintenance. It is used in central air conditioning system, cold room refrigeration system.

Feature

1. Can match with all brand of 48 series drier filter cores and suction line filter core
2. Steel cylinder improves lifetime of the filter
3. Corrosion resistant powder painting finish to prevent rusting
4. Screws at the bottom of the filter can make installation and maintenance easier



Model	ODF Copper	Fluid cooling capacity at pressure drop $\Delta p=0.014\text{Mpa}$ (KW)					Dimensions (mm)				Filter Core
		R12	R134a	R22	R404A/507	R502	A	B	H	L	
UCPA-485T	5/8"	52.8	66.9	73.8	49	45.8	26	22	149	227	1
UCPA-487T	7/8"	97.6	123.2	132.8	88.6	84.8	27	25	150	228	
UCPA-489T	1-1/8"	140.2	168.6	187	124.2	120	27	25	150	228	
UCPA-4811T	1-3/8"	160.2	196.8	214.6	140.2	138.2	32	28	155	232	
UCPA-4813T	1-5/8"	224.2	274.6	298	198.2	194.6	32	28	155	232	
UCPA-4817T	2-1/8"	253.3	310.2	332.2	235.2	211.2	39	32	161	239	
UCPA-967T	7/8"	109	130.4	144.2	96.8	91.2	27	25	295	372	
UCPA-969T	1-1/8"	165.4	205.6	221.8	148.6	138.6	27	25	295	372	
UCPA-9611T	1-3/8"	207.6	252.4	278	183	178.4	32	28	300	377	
UCPA-9613T	1-5/8"	225.3	276.4	299.2	197.6	192.5	32	28	300	377	
UCPA-9617T	2-1/8"	257	330.8	337.6	288.5	267.4	39	32	306	384	
UCPA-1449T	1-1/8"	197.6	232.8	249	281.6	172.5	27	25	437	514	
UCPA-14411T	1-3/8"	267.5	320.2	344.2	239.4	235.4	32	28	442	519	
UCPA-14413T	1-5/8"	292.2	348.5	373.6	260.5	257	32	28	442	519	
UCPA-14417T	2-1/8"	330.8	397.3	429.4	295.7	288.6	39	32	448	526	
UCPA-19211T	1-3/8"	285.4	336.8	366	253.2	248.6	32	28	592	669	
UCPA-19213T	1-5/8"	306.2	369.2	397.6	274.5	267.4	32	28	592	669	
UCPA-19217T	2-1/8"	341.4	408.8	438.2	308.6	296.4	39	32	598	676	



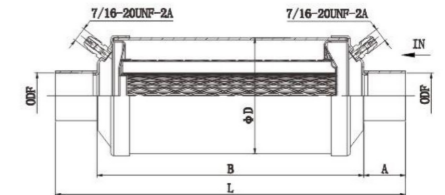

Other installation structures

Filter Direr



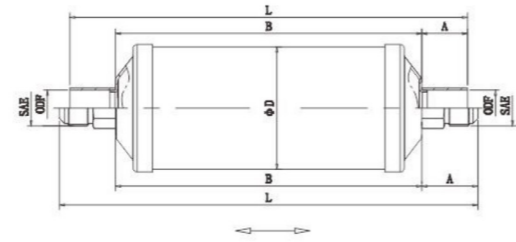

Fiter Element Filter Dirers

Model	(in) Connections		Pressuro Drop $\Delta p=0.07\text{bar}$ Fluid Feffrigating Capacly (Kw)					(mm)Dimensions			
	OoF	SAE	R134a	R404A	R507R	22/410A	R407C	A	B	D	L
UCP-052		1/4	7.7	5.6	5.5	8.5	8.0	22.5	75	54	120
UCP-052S	1/4		7.7	5.6	5.5	8.5	8.0	18			111
UCP-053		3/8	12.9	9.8	9.5	14.5	13.8	27.5			130
UCP-053S	3/8		12.9	9.8	9.5	14.5	13.8	19	113		
UCP-083		3/8	14.2	11.0	10.7	16.2	15.3	27.5	101	54	156
UCP-083S	3/8		14.2	11.0	10.7	16.2	15.3	19			139
UCP-084		1/2	28.6	21.4	20.7	31.7	30.2	30			161
UCP-084S	1/2		28.6	21.4	20.7	31.7	20.2	20	141		
UCP-163		3/8	16.3	11.2	10.8	16.8	16.2	27.5	110	76	165
UCP-163S	3/8		16.3	11.2	10.8	16.8	16.2	19			148
UCP-164		1/2	32.2	23.5	22.7	35.1	33.6	30			170
UCP-164S	1/2		32.2	23.5	22.7	35.1	33.6	20	150		
UCP-165		5/8	44.6	36.6	35.6	53.4	50.2	35	180		
UCP-165S	5/8		44.6	36.6	35.6	53.4	50.2	24	158		
UCP-304		1/2	32.5	25.0	24.3	36.8	35.1	30	189	76	249
UCP-304S	1/2		32.5	25.0	24.3	36.8	35.1	20			229
UCP-305		5/8	43.7	36.9	35.9	53.8	50.9	35			259
UCP-305S	5/8		43.7	36.9	35.9	53.8	50.9	24	237		
UCP-306		3/4	45.7	39.8	38.9	55.6	52.5	40	269		
UCP-306S	3/4		45.7	39.8	38.9	55.6	52.5	26	241		
UCP-307S	7/8		64.3	54.0	52.5	77.8	73.3	28.5	246		
UCP-309S	1-1/8		83.6	69.8	67.9	101.6	95.0	29	247		



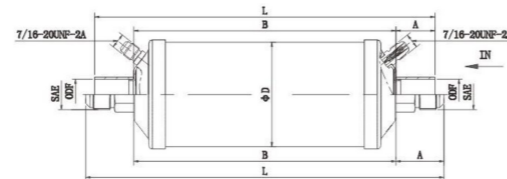

Suction Filter

Model	ODF (in)	Filter paperarea (in ²)	(mm)Dimensions			
			A	B	D	L
UCP-283T	3/8	83	19	112	89	150
UCP-284T	1/2		20			152
UCP-285T	5/8		24			160
UCP-286T	3/4	141	26	152	89	204
UCP-287T	7/8		28.5			209
UCP-289T	1-1/8		29			210
UCP-2811T	1-3/8	219	32	205	89	269
UCP-2813T	1-5/8		32			269



Bi-Flow Filter Driers

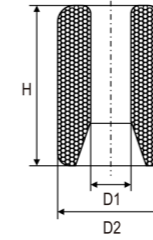
Model	Connections(inch)	Fluid cooling capacity at pressure drop $\Delta p=0.07\text{bar}$			Dimensions(mm)			
		SAE	R22	R410a	R407C	A	B	D
UCPS-052	1/4	5.6	5.6	5.6	22.5	76	63.5	121
UCPS-053	3/8	12.4	12.4	12.0	27.5			131
UCPS-082	1/4	7.0	7.0	6.9	22.5	100	63.5	145
UCPS-083	3/8	15.8	15.8	15.4	27.5			155
UCPS-084	1/2	22.5	22.5	22.1	30	110	76	160
UCPS-085	5/8	27.4	27.4	26.6	35			170
UCPS-162	1/4	8.1	8.8	8.4	22.5	181	76	155
UCPS-163	3/8	16.2	16.2	15.8	27.5			165
UCPS-164	1/2	27.1	27.1	26.7	30	181	76	170
UCPS-165	5/8	29.2	29.2	28.5	35			180
UCPS-166	3/4	34.5	34.5	33.6	40	181	76	190
UCPS-303	3/8	18.3	18.3	17.9	27.5			236
UCPS-304	1/2	26.8	26.8	26.4	30	181	76	241
UCPS-305	5/8	36.3	36.3	35.5	35			251
UCPS-306	3/4	43.0	43.0	40.2	40	181	76	261



Burned Filter Driers

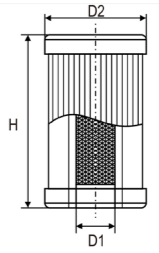
Mode	Cohnedong(inch)	Fluid cooling capacity at pressure drop $\Delta p=0.07\text{bar}$			Dimensions(mm)			
		SAE	R22	R410a	R407C	A	B	D
UCPE-052	1/4	5.0	3.3	3.3	22.5	76	63.5	121
UCPE-053	3/8	5.3	3.5	3.5	27.5			131
UCPE-082	1/4	6.0	3.5	4.2	22.5	96	63.5	141
UCPE-083	3/8	7.6	4.2	4.6	27.5			151
UCPE-084	1/2	9.8	5.5	8.0	30	120	76	156
UCPE-085	5/8	14.5	6.8	9.5	35			166
UCPE-162	1/4	10.2	5.0	7.5	22.5	191	76	165
UCPE-163	3/8	13.0	5.0	8.0	27.5			175
UCPE-164	1/2	15.0	6.0	8.5	30	191	76	180
UCPE-165	5/8	19.8	9.5	13.0	35			190
UCPE-166	3/4	21.4	10.3	13.8	40	191	76	200
UCPE-303	3/8	14.5	7.0	9.0	27.5			246
UCPE-304	1/2	16.8	9.8	14.2	30	194	89	251
UCPE-305	5/8	18.0	11.8	15.0	35			261
UCPE-306	3/4	22.0	14.0	19.0	40	194	89	271
UCPE-413	3/8	19.0	14.0	17.0	27.5			249
UCPE-414	1/2	24.6	14.5	22.4	30	194	89	254
UCPE-415	5/8	26.0	15.5	24.0	35			264
UCPE-416	3/4	29.0	17.0	24.8	40	194	89	274

Replaceable Liquid Line Filter Blocks and Suction Line Filter



HR-48

100% Molecular Sieve, High water Removal



SF-48

Stainless Steel Filter for Oil System



DR-48

80% Molecular Sieve 20% Activated Aluminium Oxide, High Acid Removal



CU-48

Stainless Steel Filter for Suction Line, Could be Used Repeatedly After Cleaning



W-48

48% Molecular Sieve, 47% Activated Aluminium Oxide, 5% Activated Carbon, Burnout Cleanup




X-48

Filter for Suction Line, Reverse Flow

PartNo.	Danfoss Model	Emerson Model	D1(in)	D2(in)	H(in)
DR-48	48DN/DC	D-48	1.85	3.78	5.51
HR-48	48DU/DM	H-48	1.85	3.78	5.51
W-48	48DA	W-48-HH	1.85	3.78	5.51
X-48	48F	F-48R	0.79	3.74	5.51
SF-48	-	-	0.79	3.74	5.51
CU-48	-	-	0.79	3.74	5.51

Packing condition: 12pcs/carton


Condensing Pressure Regulator



When the gas flow velocity at the regulator inlet exceeds 40m/s, flow noise will occur. Therefore, the interface size of the regulator cannot be chosen too small.

Model	Nominal liquid load $\Delta p=0.2\text{bar}$ (Evaporator Load) kw				Nominal liquid load $\Delta p=0.2\text{bar}$ (Evaporator Load) kw				Bell Mouth Connection		Product Code	Solder Connection		Product Code	
	R22	R134a	R407A/R507	R4C7C	R22	R134a	R407A/R507	R4C7C	in.	mm		in.	mm		
KVR12	50.4	47.3	36.6	54.4	13.2	11.6	12	14.3	1/2	12	034L0091	1/2	--	034L0093	
KVR15									--	--	--	12	034L0096		
KVR22									5/8	16	034L0092	5/8	16	034L0097	
KVR28	129	121	93.7	139.3	34.9	30.6	34.9	37.7	--	--	--	1	--	034L0095	
KVR35									--	28	034L0099				
NRD	--								--	--	--	1/2	--	020-1132	
	--								--	--	--	--	12	020-1136	
te=-10°C tc=+30°C				KVR type regulator is supplied without bell nut				BELL NUT	1/2	12	011L1103	--			
								BELL NUT	5/8	16	011L1167	--			

Flare x Flare/ODF Connection without Orifice



Flare x Flare Connection Without Orifice

Regrigerant	Part No.	Pressure Equalization	Capillary Tube (m)	Connection		Danfoss Code
				Inlet x Outlet		
				inch×inch	mm×mm	Without MOP
R22	TX2	INT.	1.5	3/8×1/2	10×12	068Z3206
	TEX2	EXT.	1.5	3/8×1/2	10×12	068Z3209
R407C	TZ2	INT.	1.5	3/8×1/2	10×12	068Z3496
	TEZ2	EXT.	1.5	3/8×1/2	10×12	068Z3501
R134A	TN2	INT.	1.5	3/8×1/2	10×12	068Z3346
	TEN2	EXT.	1.5	3/8×1/2	10×12	068Z3348
R404A/R507	TS2	INT.	1.5	3/8×1/2	10×12	068Z3400
	TES2	EXT.	1.5	3/8×1/2	10×12	068Z3403

Flare x Brazing

Regrigerant	Part No.	Pressure Equalization	Capillary Tube (m)	Connection		Danfoss Code
				Inlet x Outlet		
				inch×inch	mm×mm	Without MOP
R22	TX2	INT.	1.5	3/8×1/2	10×12	068Z3281
	TEX2	EXT.	1.5	3/8×1/2	10×12	068Z3284
R407C	TZ2	INT.	1.5	3/8×1/2	10×12	068Z3502
	TEZ2	EXT.	1.5	3/8×1/2	10×12	068Z3446
R134A	TN2	INT.	1.5	3/8×1/2	10×12	068Z3383
	TEN2	EXT.	1.5	3/8×1/2	10×12	068Z3385
R404A/R507	TS2	INT.	1.5	3/8×1/2	10×12	068Z3414
	TES2	EXT.	1.5	3/8×1/2	10×12	068Z3415


Orifice



Orifice: -40 to +40°C


Madel	Nominal Capacity(TR)				Nominal Capacity(KW)				Code
	R22	R407C	R134A	R404A/R507	R22	R407C	R134A	R404A/R507	
0X	0.15	0.16	0.11	0.11	0.5	0.5	0.4	0.38	068-2002
00	0.3	0.3	0.25	0.21	1	1.1	0.9	0.7	068-2003
01	0.7	0.8	0.5	0.45	2.5	2.7	1.8	1.6	068-2010
02	1	1.1	0.8	0.6	3.5	3.8	2.6	2.1	068-2015
03	1.5	1.6	1.3	1.2	5.2	5.6	4.6	4.2	068-2006
04	2.3	2.5	1.9	1.7	8	8.6	6.7	6	068-2007
05	3	3.2	2.5	2.2	10.5	11.3	8.6	7.7	068-2008
06	4.5	4.9	3	2.6	15.5	16.7	10.5	9.1	068-2009

Solenoid Valves EVR Series




Part No.	Coil	Connection		Code		
		inch	mm	Flare inch/mm	ODF inch mm	
EVR3	a.c/d.c	1/4	6	032F8107	032F1206	032F1207
		3/8	10	032F8116	032F1204	032F1208
EVR6	a.c/d.c	3/8	10	032F8072	032F1212	032F1213
		1/2	12	032F8079	032F1209	032F1236
EVR10	a.c/d.c	1/2	12	032F8095	032F1217	032F1218
		5/8	16	032F8098	032F1214	032F1214
EVR15	a.c/d.c	5/8	16	032F8101	032F1228	032F1228
		7/8	22	-	032F1228	032F1225
EVR20	a.c	7/8	22	-	032F1240	032F1240
		1-1/8	28	-	032F1244	032F1245

Solenoid Valves




Madel	Flare Connection Size	Model	Connection Size	Port Size (mm)	M.O.RD. (Bars)	Kv Factor (m³/hr)	Compressor Capacity		
							R22	R404A/507A	R134A
SV1020/2	1/4"	SV1028/2	1/4"	2.5	21	0.175	3.15	2.08	2.95
SV1020/3	3/8"	SV1028/3	3/8"	3	18	0.230	4.15	2.75	3.9
SV1064/3	3/8"	SV1068/3	3/8"	7	21	0.800	14.5	9.5	13.5
SV1064/4	1/2"	SV1068/4	1/2"	7	21	0.800	14.5	9.5	13.5
SV1070/4	1/2"	SV1078/4	1/2"	12.5	21	2.200	39.5	26.2	37.1
SV1070/5	5/8"	SV1078/5	5/8"	12.5	21	2.600	47	31	44
SV1070/6	3/4"	SV1078/6	3/4"	17	21	4.300	77.1	49.9	71.2

Bi-directional Ball Valves



Bi-directional Ball Valves

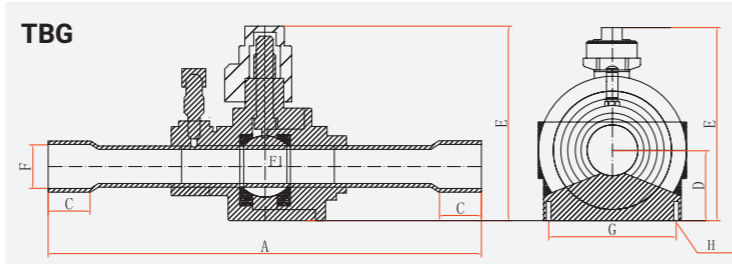
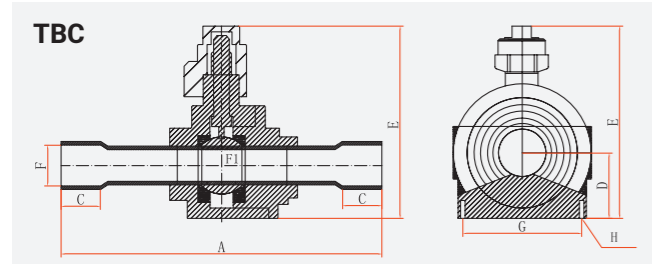


Bi-directional Ball Valves (TBG)

Madel	ODF Connection		KV Value (m³/h)	(Port) MM	Copper Tube Wall Thickness (mm)	MWP	
	inch	mm				Psi	bar
TBG-6S	1/4	6	1	10	1	700	48
TBG-10S	3/8	10	4	10	1	700	48
TBG-12S	1/2	13	5	11	1	700	48
TBG-16S	5/8	16	10	13	1	700	48
TBG-19S	3/4	19	16	13	1.2	700	48
TBG-22S	7/8	22	24	19	1.2	700	48
TBG-28S	1-1/8	29	47	23	1.3	700	48
TBG-35S	1-3/8	35	77	30	1.5	700	48
TBG-42S	1-5/8	41	99	38	1.8	700	48
TBG-54S	2-1/8	54	211	48	2	700	48
TBG-67S	2-5/8	67	347	56	2.5	700	48


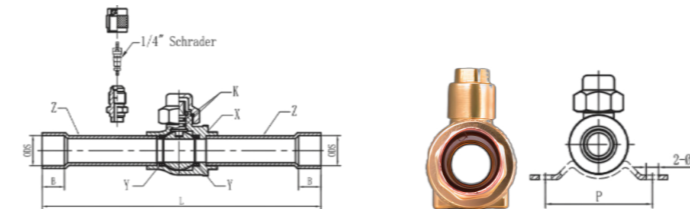
Bi-directional Ball Valves (TBC)

Madel	ODF Connection		KV Value (m³/h)	(Port) MM	Copper Tube Wall Thickness (mm)	MWP	
	inch	mm				Psi	bar
TBC-6S	1/4	6	1	10	1	700	48
TBC-10S	3/8	10	4	10	1	700	48
TBC-12S	1/2	13	5	11	1	700	48
TBC-16S	5/8	16	10	13	1	700	48
TBC-19S	3/4	19	16	13	1.2	700	48
TBC-22S	7/8	22	24	19	1.2	700	48
TBC-28S	1-1/8	29	47	23	1.3	700	48
TBC-35S	1-3/8	35	77	30	1.5	700	48
TBC-42S	1-5/8	41	99	38	1.8	700	48
TBC-54S	2-1/8	54	211	48	2	700	48
TBC-67S	2-5/8	67	347	56	2.5	700	48
TBC-79S	3-1/8	79	478	70	2.5	700	48



Madel	Lenth(A)(mm)	Width(G)(mm)	Hight(E)(mm)	F(inch)	F1(mm)	C(mm)	D(mm)	H
TBC/TBG-6S	148	22	60	1/4	10	8	16	M4X0.7
TBC/TBG-10S	150	22	60	3/8	10	8	16	M4X0.7
TBC/TBG-12S	152	22	60	1/2	11	10	16	M4X0.7
TBC/TBG-16S	162	22	60	5/8	13	13	16.5	M4X0.7
TBC/TBG-19S	162	22	60	3/4	13	16	16.5	M4X0.7
TBC/TBG-22S	182	34	78	7/8	19	19	22.5	M4X0.7
TBC/TBG-28S	202	36	82	1-1/8	23	19	25.5	M4X0.7
TBC/TBG-35S	218	36	96	1-3/8	30	25	31	M6X1.0
TBC/TBG-42S	224	62	116	1-5/8	38	28	38.5	M6X1.0
TBC/TBG-54S	274	62	132	2-1/8	48	34	45	M6X1.0
TBC/TBG-67S	294	62	146	2-5/8	56	37	52.5	M6X1.0
TBC-79S	294	62	146	3-1/8	70	37	52.5	M6X1.0

Soldering Ball Valve



Madel	ODS		L1	L	H	H1	K	2-Ø	Technical Equirements	X	Y	Z	K
	inch	mm											
J3C1	3/8"	10	10	125	63	22	38.5	4.5	Material	Brass	PTFE	Copper	O-RING
J3C2	1/2"	12	10	130	63	22	38.5	4.5					
J3C3	5/8"	16	12	150	75	28	47.5	5.5	The Working Pressure	5 MPa			
J3C4	3/4"	19	20	190	84	35	59.5	6.5					
J3C5	7/8"	22	20	190	84	35	59.5	6.5	The Suitable Media	R22, R134, 3R410A, R502, PO ail and some other refrigerants			
J3C6	1-1/8"	28	20	210	101	40	69.5	6.5					
J3C7	1-3/8"	35	25	245	105	37	—	—	Temperature Range	-40°C~120°C			
J3C8	1-5/8"	42	25	280	125	48	—	—					
J3C9	2-1/8"	54	30	320	139	56	—	—	Helium leaking Detecting	leakages 1.0g/a			

Magnetic Check Valve



Madel	ODF Connection (C)		Dimensions (mm)			Max. Working Pressure		Open Pressure (Kpa)	Liquid Capacity (KW)	Flow Rate (cv)	Wall Thickness (mm)
	inch	mm	A	B	D	Psi	bar				
TCV-4	1/4	6	102	22	9	800	55	0.4	6.8	0.81	1.1
TCV-6	3/8	10	102	22	9	800	55	0.4	14.2	1.57	1.1
TCV-8	1/2	13	131	29	10	652	45	1	38.2	2.7	1.1
TCV-10	5/8	16	131	29	13	652	45	1	42.6	3.01	1.1
TCV-12E	3/4	19	131	29	13	580	40	1	45	3.12	1.1
TCV-12	3/4	19	178	41	17	580	40	2.4	79.7	7.83	1.5
TCV-14	7/8	22	178	41	20	450	31	2.4	108.5	8.45	1.5
TCV-18	1-1/8	29	213	54	24	450	31	3	188.5	11.44	1.6
TCV-22E	1-3/8	35	213	54	24	450	31	3	200	13.04	1.6
TCV-22	1-3/8	35	239	67	25	450	31	3	232.8	19.3	1.9
TCV-26	1-5/8	41	267	79	28	450	31	6.1	397.7	26.93	1.9
TCV-34E	2-1/8	54	267	79	28	450	31	6.1	450	27.88	2.2
TCV-34	2-1/8	54	305	92	35	450	31	6.1	691.1	46.52	2.2
TCV-42	2-5/8	67	331	105	38	450	31	13	927.3	62.47	2.7
TCV-50	3-1/8	79	331	105	43	450	31	13	1262.5	63.62	2.7

Rotalock Joint



Model	ODS (mm)	A (mm)	E (mm)	SAE (mm)	L (mm)
ZHJT01	1/4"	SW17	9	7/16"-20UNF	47
ZHJT02	3/8"	SW22	9	5/8"-18UNF	60
ZHJT03	1/2"	SW24	12	3/4"-16UNF	68.5
ZHJT04	5/8"	SW27	14	7/8"-18UNF	71.5
ZHJT05	3/4"	SW32	15	1-1/16"-12UNF	78
ZHJT06	7/8"	SW38	15	1-1/4"-20UNF	78

Vibration Eliminator



Part No.	I.D. (inch)	Length (inch)	Max Working Pressure (psig)	Burst Pressure (psig)
DH-1	3/8	8-9/16	500	2500
DH-2	1/2	9	500	2500
DH-3	5/8	9-7/8	500	2500
DH-4	3/4	10-9/16	500	2500
DH-5	7/8	12	500	2500
DH-6	1-1/8	13-9/16	500	2500
DH-7	1-3/8	15-9/16	500	2500
DH-8	1-5/8	16-7/8	500	2500
DH-9	2-1/8	20-5/8	390	1950
DH-10	2-5/8	24-5/16	340	1700
DH-11	3-1/8	26-15/16	300	1500
DH-12	3-5/8	32-3/16	175	252
DH-13	4-1/8	32-15/16	175	252

Rotalock Valve



Part No.	Tube	Thread
V01	3/8"	1-3/4"x12
V02	1-1/8"	1-3/4"x12
V03	1-3/8"	1-3/4"x12
V04	3/4"	1-1/4"x12
V05	7/8"	1-1/4"x12
V06	1/2"	1"x14
V07	7/8"	1-3/4"x12
V08	5/8"	1"x14
V09	5/8"	1-1/4"x12

Rotalock Valve



Part No.	Tube	Thread
VS01	3/8"	1"x14
VS02	1-1/8"	1-3/4"x12
VS03	1-3/8"	1-3/4"x12
VS04	3/4"	1-1/4"x12
VS05	7/8"	1-1/4"x12
VS06	1/2"	1"x14
VS07	7/8"	1-3/4"x12
VS08	5/8"	1"x14
VS09	5/8"	1-1/4"x12

4-Way Reversing Valves



Part No.	Connection(ODF)
DSF-4	Discharge: 5/16", Suction: 3/8"
DSF-9	Discharge: 3/8", Suction: 1/2"
DSF-11	Discharge: 1/2", Suction: 5/8"
DSF-11B	Discharge: 3/8", Suction: 5/8"
DSF-20	Discharge: 1/2", Suction: 3/4"
DSF-20B	Discharge: 1/2", Suction: 7/8"
DSF-34	Discharge: 3/4", Suction: 7/8"
DSF-50	Discharge: 7/8", Suction: 1-1/8"
SW-01	Coil: 22v, 50HZ/60HZ, 6W/5W

Model	Maximum working pressure (MPa)	Maximum Pressure Difference (MPa)		Connection Size		Medium Temperature (°C)
		Max	Min	D inch	ESC inch	
DSF-3	4.3	3.1	0.25	1/4	5/16	-30~+120
DSF-4	4.3	3.1	0.25	5/16	3/8	-30~+120
DSF-9	4.3	3.1	0.3	3/8	1/2	-30~+120
DSF-11	4.3	3.1	0.3	1/2	5/8	-30~+120
DSF-20	4.3	3.1	0.3	1/2	3/4	-30~+120
DSF-34	4.3	3.1	0.3	3/4	7/8	-30~+120

Split A/C Valves



Part No.	Pipe Diameter(mm)	Normal Diameter(mm)	Connection Thread Specification
FC-602	6.35	5	7/16-20UNF
FC-603	9.52	8	5/8-18UNF
FC-604	12.7	10	3/4-16UNF
FC-605	15.88	12.8	7/8-14UNF
FC-606	19.05	16	17/16UNF
FC-607	22.23	18.5	19/16UNF

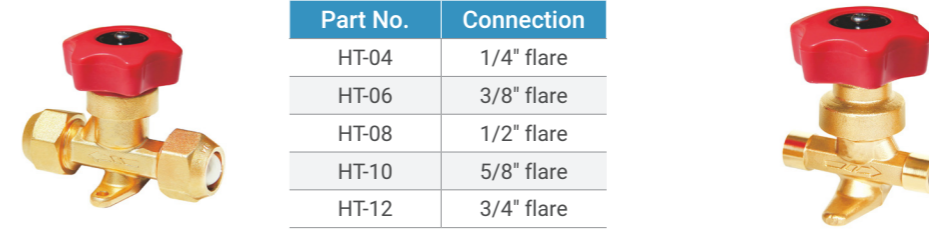
Access Valves



HT-04C HT-7000
HT-04A HT-04B

Part No.	Description
HT-03A	Completed with valve core, valve core remover & tube 3/16" O.D.
HT-04A	Completed with valve core, valve core remover & tube 1/4" O.D.
HT-04B	Completed with valve core, quick seal cap & tube 1/4" O.D.
HT-04C	Completed with valve core, valve core remover & without tube
HT-05A	Completed with valve core, valve core remover & tube 5/16" O.D.
HT-06A	Completed with valve core, valve core remover & tube 3/8" O.D.
CT-7000	For 3/16", 1/4", 5/16", 3/8" or 1/2" tube


Shut-off Valves



Part No.	Connection
HT-04	1/4" flare
HT-06	3/8" flare
HT-08	1/2" flare
HT-10	5/8" flare
HT-12	3/4" flare

Part No.	Connection
HT-04S	1/4" ODF
HT-06S	3/8" ODF
HT-08S	1/2" ODF
HT-10S	5/8" ODF
HT-12S	3/4" ODF

ONE-WAY Stop Valve



Model	ODS	
	inch.	mm
J3B/22	7/8"	22
J3B/25	1"	25
J3B/28	1-1/8"	28
J3B/35	1-3/8"	34.96
J3B/42	1-5/8"	41.36
J3B/54	2-1/8"	54

Check Valve



Madel	ODS	
	mm	inch.
BCV01	16	5/8"
BCV02	19	---
BCV03	---	3/4"
BCV04	22	7/8"
BCV05	25	---

Bending Joint Valve



Madel	ODS	
	mm	inch.
ORJ01	6	---
ORJ02	---	1/4"
ORJ03	10	---
ORJ04	---	3/8"
ORJ05	12	---
ORJ06	---	1/2"



ACCESSORIES AND TOOLS



Condenser Fan Motors



A Type



B Type



B Type



B Type

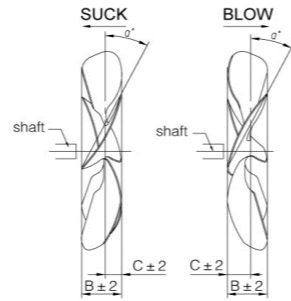
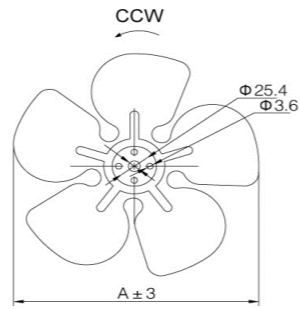

TYPE		YZ5-13		YZ10-20		YZ16-25		YZ18-30		YZ25-40		YZ34-45	
VOLTAGE	V	220-240	110-120	220-240	110-120	220-240	110-120	220-240	110-120	220-240	110-120	220-240	110-120
FREQUENCY	Hz	50/60	60	50/60	60	50/60	60	50/60	60	50/60	60	50/60	60
RATED INPUT	W	33	33	40	55	70	70	73	75	95	100	120	110
OUTPUT	W	5	5	10	10	16	16	18	18	25	25	34	34
RATED CURRENT	A	0.21	0.55	0.25	0.80	0.45	1.01	0.50	1.10	0.70	1.40	0.85	1.50
RATED SPEED	r/min	1300	1550	1300	1550	1300	1550	1300	1450	1300	1450	1300	1450
FAN BLADE	mm	φ 200		φ 230		φ 250		φ 250		φ 300		φ 300	
BRACKET	mm	H72		H84		H84		H109-2		H109-3		H109-3	
WEIGHT	kg	0.8		1.1		1.4		1.5		1.8		2.0	
QTY/CTN	pcs	20		20		12		12		12		12	
LICENSE		CE VDE CCC		CE VDE CCC		CE VDE CCC		CE VDE CCC		CE VDE CCC		CE VDE CCC	

Axial Flow Draft Fan



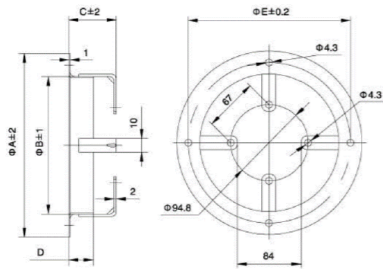
Part No.	Bearing	Voltage (V)	Current (A)	Noise dB(A)	Power (W)	RPM	Airflow(CFM)
BK8025A2HSL	Sleeve	220	0.08/0.07	29/33	17.6/15.4	2100/2250	17/21
BK8025A2HBL	Ball	220	0.08/0.07	30/34	17.6/15.4	2200/2300	18/22
BK8038A2HSL	Sleeve	220	0.07/0.06	31/35	15.4/13.2	2200/2400	30/35
BK8038A2HBL	Ball	220	0.07/0.06	32/36	15.4/13.2	2200/2400	30/35
BK9225A2HSL	Sleeve	220	0.08/0.07	32/36	17.6/15.4	2000/2150	25/31
BK9225A2HBL	Ball	220	0.08/0.07	34/38	17.6/15.4	2050/2200	27/32
BK1025A2HSL	Sleeve	220	0.08/0.07	32/36	17.6/15.4	2000/2150	45/55
BK1025A2HBL	Ball	220	0.08/0.07	34/38	17.6/15.4	2050/2200	46/56
BK1225A2HSL	Sleeve	220	0.08/0.07	33/37	17.6/15.4	2000/2150	58/73
BK1225A2HBL	Ball	220	0.08/0.07	34/38	17.6/15.4	2050/2200	60/76
BK1238A2HSL	Sleeve	220	0.14/0.12	44/46	30.8/22.0	2600/3000	75/90
BK1238A2HBL	Ball	220	0.14/0.12	45/47	30.8/22.0	2600/3000	77/92





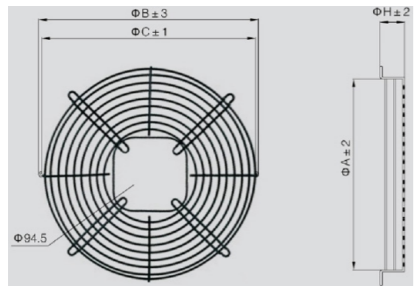
Fan Blade

FAN TYPE	A	19°		22°		28°		31°		34°	
		B	C	B	C	B	C	B	C	B	C
Φ 154	152	23	12	26	14	29	15	32	17	36	19
Φ 172	170	25	13	28	15	31	16	34	18	38	20
Φ 200	196	27	14	30	16	33	17	36	19	41	23
Φ 230	230	31	16	32	17	35	18	40	21	44	23
Φ 250	228	31	16	35	18	37	19	40	21	46	24
Φ 254	244	35	18	37	21	39	23	40	24	47	29
Φ 300	298	35	18	41	22	44	23	48	25	52	26



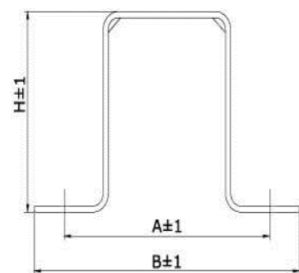
Ring

TYPR	Φ A	Φ B	C	D	Φ E
Φ 154	200	162	49	25	190
Φ 172	223	180	49	25	208
Φ 200	246	208	49	25	236
Φ 230	278	238	49	25	266
Φ 254	300	268	49	25	290



Grid


FAN TYPE	φ154	φ172	φ200	φ230	φ254	φ300
A	170	188	214	246	270	324
B	33	33	40	55	70	70
C	5	5	10	10	16	16
H	0.21	0.55	0.25	0.80	0.45	1.01



Bracket

TYPR	H	A	B
H72	72	81	106
H84	84	81	106
H109	109	81	106


Shaded Pole Motors



SM102J



IS-3210DWNFF-2



IS-3210SNPSA




F61-10



4681JB1017E



MA-61103D-2Z



SM672



4680JB1035G



SCYJF607A-5C



IS-23210GEVC



YZF-PSC4W



YZF-SM998

MODEL	V/Hz	A	INPUT(W)	ROTATION
SM102J	220/50/60	0.12	13	CW
IS-3210DWNFF-2	220/50/60	0.08	8.5	CW
IS-3210SNPSA	220/50/60	0.08	8	CW
F61-10	220/50/60	0.06	7	CW
4681JB1017E	220/50/60	0.1	10	CCW
MA-61103D-2Z	220/50/60	0.06	6	CW
SM672	220/50/60	0.32	20	CW/CCW
4680JB1035G	220/50/60	0.09	8	CCW
SCYJF607A-5C	220/50/60	0.065	7	CW/CCW
IS-23210GEVC	110/50/60	0.18	8	CCW
YZF-PSC4W	220/50/60	0.2	27	CCW
YZF-SM998	220/50/60	0.2	18	CW

SR Series Condenser Fan Motor

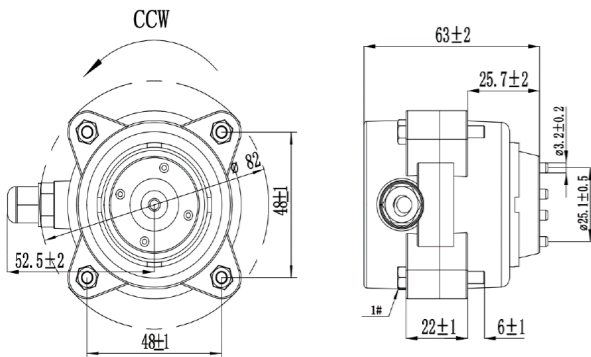


MODEL	V/Hz	RPM	OUTPUT(W)	ROTATION
SR2W	110/50/60	1550	2	CCW
SE4W	110/50/60	1550	4	CCW
SR6W	110/50/60	1550	6	CCW
SR9W	110/50/60	1550	9	CCW

EC Motors

High performance zero maintenance fan motor

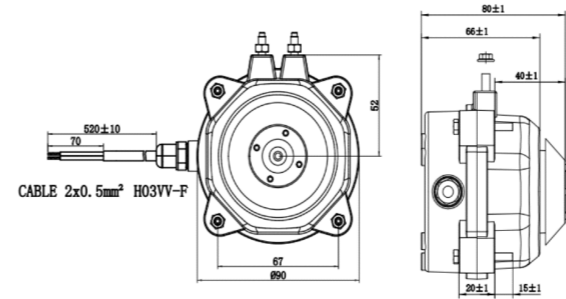
- ✓ Multi voltage
- ✓ High efficiency
- ✓ Quiet operation
- ✓ Low vibration
- ✓ Can replace 5W Shaded Pole motor
- ✓ Low Cost



Model	EC4806
Input voltage range	AC 100-240V 50V/60Hz
Output power range	1-6W
Speed Range	300-1800Rpm Single/Dual Speed
Input Power Range (Max)	10W
Input Current (Mlax)	0.2A@230V
Air Flow Direction	Pull
Efficiency	Up to 70% depending on load and voltage
Voltage protection	1500VAC/min or 1800VAC/sec 1mA
Thermal protection	Electronic protection
Insulation Class	H
IP rating	IP65
Noise	<45 dBA
Winding Resistance(Ω)	4.1±10Ω
Bearing Type	696 stainless steel ball bearings
Operating Temperature	-40°C +60°C
Storage temperature range	-40°C to +80°C (-40°F to +176°F)
Refrigerant compatibility	HFC, HC, Co2 (per IEC60335)
Weight	200±30g
Approvals	CCC, CE, VDE, UL, ATEX

High performance zero maintenance fan motor

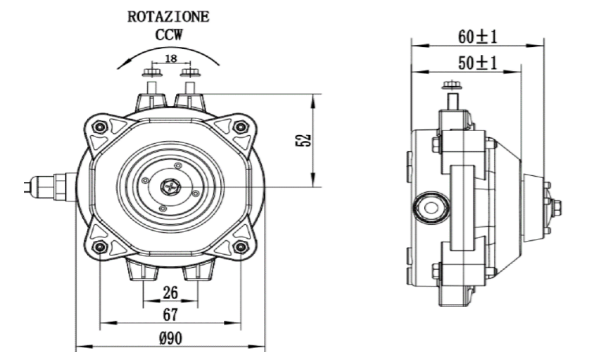
- ✓ Multi voltage
- ✓ High efficiency
- ✓ Quiet operation
- ✓ Low vibration
- ✓ Can replace 25W Shaded Pole motor
- ✓ Low Cost



Model	EC6115
Input voltage range	AC 100-240V 50/60HZ
Output power range	1-21W
Speed Range	300-1800Rpm Single/Dual Speed
Input Power Range (Max)	30W
Input Current (Mlax)	0.4A @ 230V
Air Flow Direction	Pull
Efficiency	Up to 70% depending on load and voltage
Voltage protection	1500VAC/min or 1800VAc/sec 1mA
Thermal protection	Electronic protection
Insulation Class	H
IP rating	IP65
Noise	>45 dBA
Winding Resistance(Ω)	3.8±1Ω
Bearing Type	608 stainless steel ball bearings
Operating Temperature	-40°C +60°C
Storage temperature range	-40°C to +80°C (-40°F to +176°F)
Refrigerant compatibility	HFC, HC, Co2 (per IEC60335)
Weight	500±30 g
Approvals	CCC, CE, VDE, UL, ATEX

High performance zero maintenance fan motor

- ✓ Multi voltage
- ✓ High efficiency
- ✓ Quiet operation
- ✓ Low vibration
- ✓ Can replace 10W Shaded Pole motor
- ✓ Low Cost



Model	EC4810
Input voltage range	AC 100-240V 50/60Hz
Output power range	1-10 W
Speed Range	300-1800Rpm Single/Dual Speed
Input Power Range (Max)	15W
Input Current (Mlax)	0.3A @ 230V
Air Flow Direction	Pull
Efficiency	Up to 70% depending on load and voltage
Voltage protection	1500VAC/min or 1800VAc/sec 1mA
Thermal protection	Electronic protection
Insulation Class	H
IP rating	IP65
Noise	>45 dBA
Winding Resistance(Ω)	4.11±1Ω
Bearing Type	608 stainless steel ball bearings
Operating Temperature	-40°C +60°C
Storage temperature range	-40°C to +80°C (-40°F to +176°F)
Refrigerant compatibility	HFC, HC, Co2 (per IEC60335)
Weight	300±30g
Approvals	CCC, CE, VDE, UL, ATEX

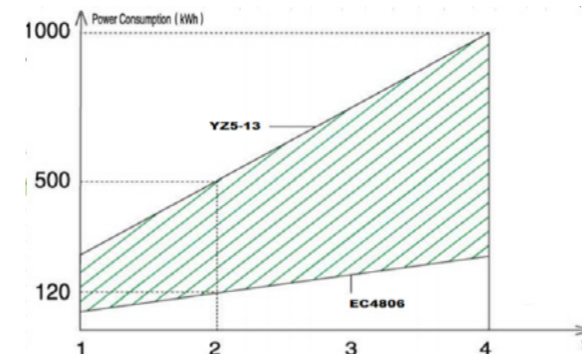
Why the EC6115 is better than shaded pole YZ25-40



30w	INPUT POWER	100w
20w	OUT POWER	25w
100-240V	VOLTAGE	110V or 220V
80mm+/-1mm	HEIGHT OF THE MOTOR	113mm+/-1mm
39.5dBA	NOISE	60dBA
8-10years	LIFE	3-5years
Ball bearing	BEARING	Sleevebearing
5 years	GUARANTEE	2 years
Up to 70%	EFFICIENT	MAX18%
300-1800RPM	SPEED	1300RPM
UL,VDE,CE,CCC,EX,ROHS	CERTIFICATE	UL,VDE,CE,CCC,EX,ROHS



Power Consumption(KWh)




The input power of shaded pole motor YZ5-13 is 29W, input power for EC4806 is 7W, assuming the motor operating 24 hours/day and 365 days a year, the cost for electricity is 0.13 euros/kWh, thus each EC4806 can save electricity about 25 euros per year.

AC Cross Flow Fan



TYPE	SIZE(MM)	AIR FLOW m³/h	INPUT(W)	VOLTAGE	SPEED (RPM)
GL60-120	φ 60	86	12	220	2000
GL60-180	φ 60	117	14	220	1900
GL60-240	φ 60	155	16	220	1900
GL60-300	φ 60	180	20	220	1800
GL60-360	φ 60	210	25	220	1700
GL60-420	φ 60	245	28	220	1600

Inch Diameter Motors



1/12 HP, HVAC Motor, Permanent Split Capacitor, 1550 Nameplate RPM, 115/230 Voltage
Single-phase BK motor is designed for use in air-moving or mechanical applications, including

Item: BK-D1127	Frame: 3.3
Motor Design: Permanent Split Capacitor	Motor Bearings: Sleeve
HP: 1/12	Full Load Amps: 1.1/0.60
RPM Range: 1501-1600	Duty: Continuous
No. of Speeds: 1	Motor Service Factor: 1.00
Voltage: 115/230	Hz: 60
Motor Shaft Rotation: CW/CCW	Body Dia.: 3.3"
Motor Enclosure Design: Open Dripproof	Ins. Class: B
Motor Mounting Type: Stud	Max. Ambient Temp.: 40 Degrees C
Shaft Dia.: 5/16"	Length Less Shaft: 3-1/2"
Shaft Length: 3"	Mounting Stud Location: 4/Both Ends
Number of Shafts: 1	Stud/Base Mtg. Pattern: 2-7/8" x 2-7/8"
Motor Thermal Protection: Auto	Motor Shaft Design: Flat
Nameplate RPM: 1550	Application: HVAC/R
Phase: 1	Includes: 7.5 MFD/370 VAC Capacitor
Motor Application: HVAC/R	Mounting Pattern: 2-7/8x 2-7/8
Motor Sub Application: Direct Drive Fan/Blower	Capacitor Required: Yes
Voltage Compatibility: 115, 115/230, 120, 120/240, 230, 240	

Axial Fan

reliable operation, low noise
energy saving and high efficiency
attained CCC CE VDE RoHS approvals.



G Type

B Type

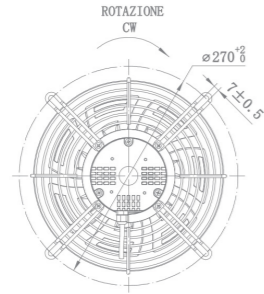
T Type

TYPE	VOLTAGE V	FREQUENCY Hz	RATED CURRENT A	INPUT W	SPEED r/min	CAPACITOR uF	NET WEIGHT kg	NOISE dBA	AIR VOLUME m³/h
YWF2E-200	220	50	0.25	55	2500	2	1.8	52	790
YWF4E-200	220	50	0.20	40	1400	1.5	1.8	45	500
YWF2E-250	220	60	0.20	42	1700	1.5	1.8	45	600
YWF2E-250	220	50	0.50	110	2400	4	3.0	60	1300
YWF2D-250	380	50	0.21	100	2400	/	3.0	60	1300
YWF2D-250	380	50	0.21	100	2400	/	3.0	60	1300
YWF4E-250	220	50	0.22	45	1400	2	3.0	55	860
YWF4E-250	220	60	0.25	55	1700	2	3.0	56	1015
YWF4D-250	380	50	0.17	45	1400	/	3.0	56	860
YWF4D-250	380	60	0.15	45	1700	/	3.0	56	1015
YWF4E-300	220	50	0.38	80	1350	3	3.3	53	1845
YWF4E-300	220	60	0.45	95	1550	3	3.3	55	1460
YWF4D-300	380	50	0.24	75	1380	/	3.3	53	1835
YWF4D-300	380	60	0.22	90	1550	/	3.3	55	1600
YWF4E-350	220	50	0.65	135	1380	4	4.8	62	2450
YWF4E-350	220	60	0.78	170	1600	4	4.8	62	2830
YWF4D-350	380	50	0.38	140	1380	/	4.8	62	2480
YWF4D-350	380	60	0.35	180	4600	/	4.8	62	2810
YWF4E-400	220	50	0.82	180	1380	6	5.7	66	3980
YWF4E-400	220	60	1.20	250	1550	6	5.7	66	4670
YWF4D-400	380	50	0.47	180	1380	/	5.7	66	3960
YWF4D-400	380	60	0.47	250	1550	/	5.7	66	4590
YWF6E-400	220	50	0.48	100	920	4	5.7	58	3275
YWF6D-400	380	50	0.38	105	920	/	5.7	58	3250
YWF4E-450	220	50	1.20	250	1350	8	7.5	68	5380
YWF4E-450	220	60	1.52	330	1500	8	7.5	68	5600
YWF4D-450	380	50	0.60	250	1360	/	7.5	68	5390
YWF4D-450	380	60	0.60	330	1500	/	7.5	68	5620
YWF6E-450	220	50	0.70	150	920	6	7.5	60	4400
YWF6D-450	380	50	0.42	150	900	/	7.5	60	4410
YWF4E-500	220	50	1.90	420	1300	10	9.0	72	7155
YWF4E-500	220	60	2.55	560	1550	14	9.0	72	7950
YWF4D-500	380	50	0.90	450	1300	/	9.0	72	7190
YWF4D-500	380	60	0.95	520	1500	/	9.0	72	7805
YWF6E-500	220	50	1.10	220	900	10	9.0	68	5800
YWF6D-500	380	50	0.55	220	900	/	9.0	68	5820
YWF4E-550	220	50	2.55	550	1300	12	10.5	75	8550
YWF4E-550	220	60	2.85	650	1600	14	10.5	75	10160
YWF4D-550	380	50	1.20	600	1300	/	10.5	75	8600
YWF4D-550	380	60	1.45	750	1550	/	10.5	75	10100
YWF6E-550	220	50	1.65	320	900	10	10.5	70	7290
YWF6D-550	380	50	0.85	320	900	/	10.5	70	7280
YWF4E-600	220	50	3.20	700	1360	16	14.0	74	10250
YWF4E-600	220	60	3.85	800	1650	16	14.0	75	11580
YWF4D-600	380	50	1.60	780	1350	/	14.0	75	10230
YWF4D-600	380	60	1.80	820	1650	/	14.0	75	11660
YWF6E-600	220	50	2.30	480	900	10	14.0	70	9250
YWF6D-600	380	50	1.50	480	900	/	14.0	69	9380
YWF4E-630	220	50	3.50	750	1360	16	15.5	75	12560
YWF4D-630	380	50	1.60	800	1360	/	15.5	75	12610
YWF6E-630	220	50	2.40	520	900	10	15.5	71	11380
YWF6D-630	380	50	1.50	550	900	/	15.5	71	11460
YWF6D-710	380	50	2.00	1100	910	/	25.0	76	15380
YWF6D-710	380	60	1.40	750	750	/	25.0	73	13560
YWF6D-800	380	50	3.25	1300	920	/	35.0	75	21550
YWF6D-800	380	60	1.68	930	770	/	35.0	74	17780
YWF6D-900	380	50	2.00	1400	920	/	33.0	80	26000
YWF6D-900	380	60	1.40	940	750	/	33.0	79	21800

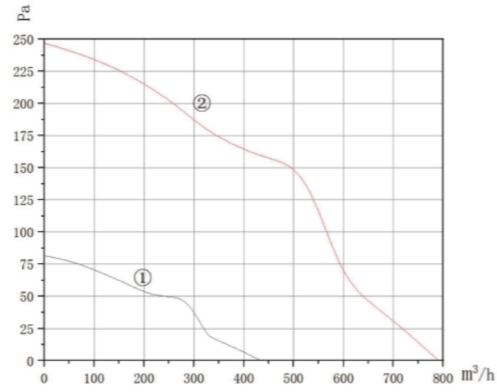
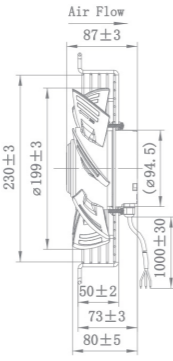
EC Smart Fan



EC7215-A200



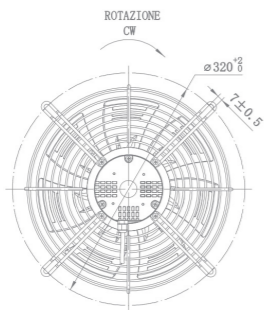
EC7215-A200B00



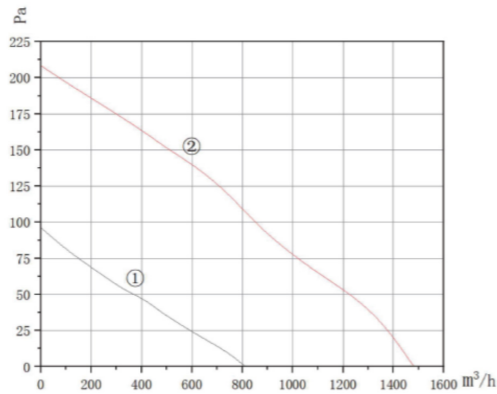
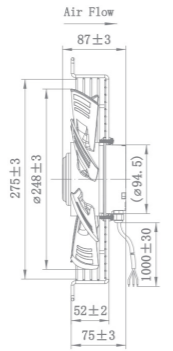
TYPE	VOLTAGE	FREQUENCY	RATED CURRENT	INPUT	SPEED	NOISE	AIR VOLUME	CURVE
	V	Hz	A	W	r/min	dB(A)	m3/h	
EC7215-A200B00	230	50/60	0.12	13	1400	43	458	1
EC7215-A200B01	230	50/60	0.42	53	2500	50	838	2



EC7215-A250



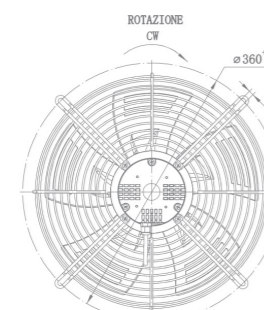
EC7215-A250B00



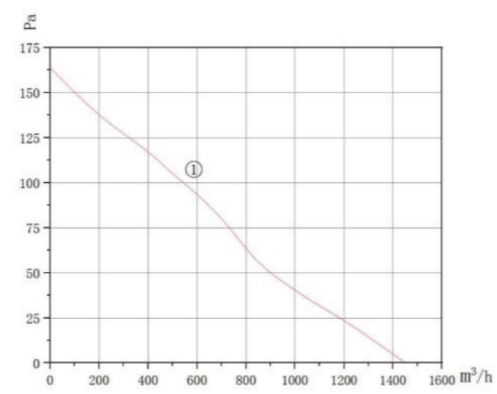
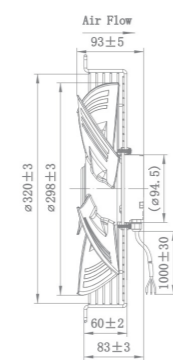
TYPE	VOLTAGE	FREQUENCY	RATED CURRENT	INPUT	SPEED	NOISE	AIR VOLUME	CURVE
	V	Hz	A	W	r/min	dB(A)	m3/h	
EC7215-A250B00	230	50/60	0.18	21	1400	53	824	1
EC7215-A250B01	230	50/60	0.73	99	2500	59	1499	2



EC7215-A300



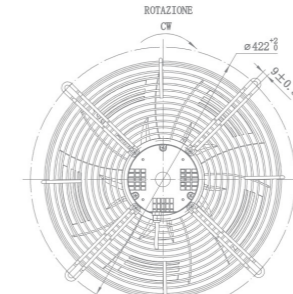
EC7215-A300B00



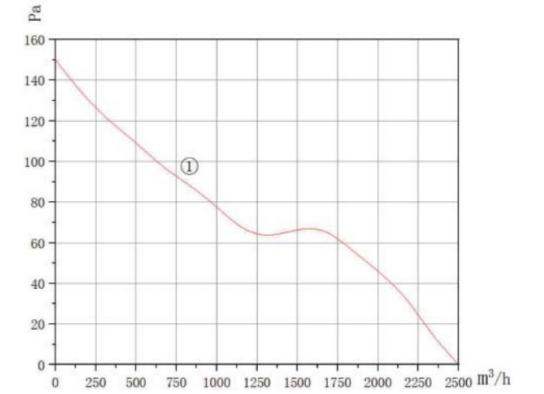
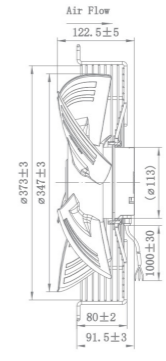
TYPE	VOLTAGE	FREQUENCY	RATED CURRENT	INPUT	SPEED	NOISE	AIR VOLUME	CURVE
	V	Hz	A	W	r/min	dB(A)	m3/h	
EC7215-A300B00	230	50/60	0.37	46	1400	51	1554	1



EC9218-A350



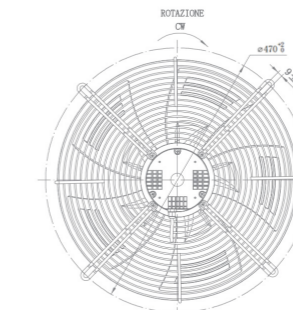
EC9218-A350A00



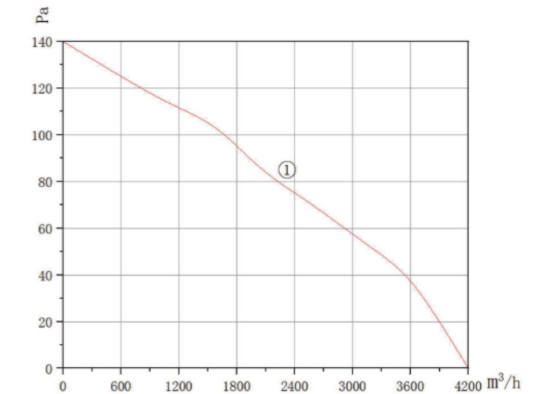
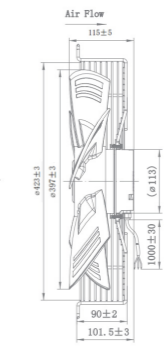
TYPE	VOLTAGE	FREQUENCY	RATED CURRENT	INPUT	SPEED	NOISE	AIR VOLUME	CURVE
	V	Hz	A	W	r/min	dB(A)	m3/h	
EC9218-A350A00	230	50/60	0.7	100	1400	58.5	2500	1



EC9218-A400



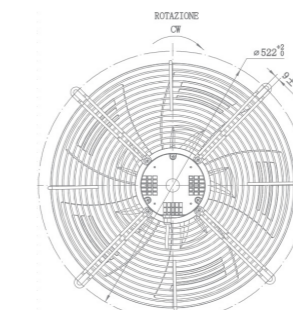
EC9218-A400A00



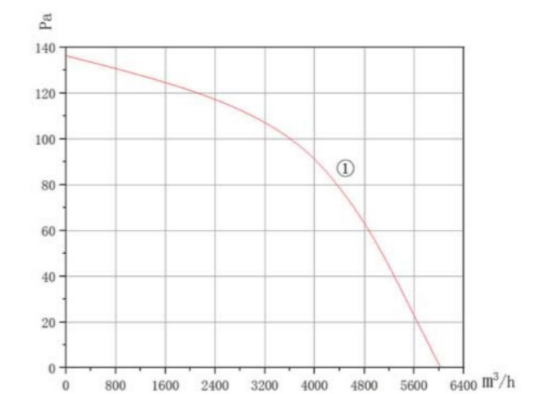
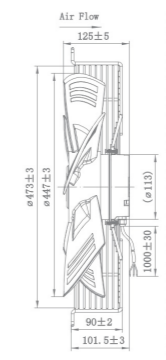
TYPE	VOLTAGE	FREQUENCY	RATED CURRENT	INPUT	SPEED	NOISE	AIR VOLUME	CURVE
	V	Hz	A	W	r/min	dB(A)	m3/h	
EC9218-A400A00	230	50/60	1.1	145	1350	64	4200	1



EC9228-A450



EC9228-A450A00



TYPE	VOLTAGE	FREQUENCY	RATED CURRENT	INPUT	SPEED	NOISE	AIR VOLUME	CURVE
	V	Hz	A	W	r/min	dB(A)	m3/h	
EC9228-A450A00	230	50/60	0.37	240	1400	67	6030	1

Tube Tools

Roller Type Tube Cutter

Ball bearings make the difference!
Great cuts with the greatest of ease!
High-quality radial ball bearings enable the tube cutters to cut with less effort than any previous models.
Give them a try and see just how easy it is!
Alloy steel they can even cut thin wall stainless steel pipes.



BEARING BLADE BEARING ROLLER EASY CUT IN A CIRCIE

Item No.	Description	Material
WK-319	ROLLER TYPE TUBE CUTTER	For Φ 1/8" to 3/4" (3-19mm)
WK-428		For Φ 3/16" to 1-1/8" (4-28mm)
WK-532		For Φ 3/16" to 1-1/4" (5-32mm)
WK-650		For Φ 1/4" to 2" (6-50mm)
WK-670		For Φ 1/4" to 2-3/4" (6-70mm)
WK-319B	Cutting Blade	For WK-319
WK-428B		For WK-428
WK-532/650		For WK-532B/650
WK-670B		For WK-670

Capillary Tube Cutter

Clamp pliers
Cuts 0.1 - 1.5mm
Cuts 1.5 - 2.5mm
Cuts 2.5 - 3.0mm diameters of capillary tubes

Capillary Tube Cutter
Cuts all sizes of capillary tubes without collapsing nor swaging the tubes.

PCT-02

Swaging Punch Tools

CT-94
For 1/2", 5/8" & 7/8" O.D. Tubing

CT-95
For 1/4", 5/16", 3/8", 1/2" & 5/8" O.D. Tubing

CT-96
For 1/4", 5/16", 3/8", 1/2", 5/8" & 3/4" O.D. Tubing

CT-193
For 1/4", 5/16", 3/8", 1/2" & 5/8" O.D. Tubing

BENDER SPRING

CT-102

CT-102-L For Inch 1/4", 5/16", 3/8", 1/2" & 5/8" size O.D. Tubing
CT-102-04 For Inch 1/4" O.D. Tubing
CT-102-06 For Inch 3/8" O.D. Tubing
CT-102-08 For Inch 1/2" O.D. Tubing
CT-102-10 For Inch 5/8" O.D. Tubing
CT-102-12 For Inch 3/4" O.D. Tubing

CT-204
Pinch-off Tool
In extra strong execution to pinch-off suction tubes on all hermetic refrigeration systems up to 3/8" diameter.

CT-201
7" Pinch off plier
Pinch of copper tubing up to 5/16" (8mm) instantly.

CT-208
Inner-outer Reamer
Plastic body, 3/16" ~ 1-1/2" O.D. tubing.
Reams Both Inside and Outside Edges of Tubing.

CT-209
Inner-outer Reamer
Zinc Body, 1/4" ~ 1-5/8" O.D. tubing.
Reams Both Inside and Outside Edges of Tubing.

CT-351
Fin Straightener
For 8", 9", 10", 12", 14", 15" Spacings per inch.

CT-352
Fin Straightener
Fin straightener stainless steel. Cleaning & straightening evaporator fin.

CT-122
Ratchet Wrench
4 Sizes: 1/4", 3/8", 3/16", 5/16" square ratchet.

CT-123L
Inner-outer Reamer
4 Sizes: 1/4", 3/16" square, 9/16", 1/2" hex ratchet.

PTC-01
Capillary Tube Cutter
Cuts all sizes of capillary tubes without collapsing nor swaging the tubes.

CT-207
Deburrer
Handy deburrer, Blade can be swivelled.

CT-501 CT-502
Inspect Mirror
Mirror O.D. 32mm 50mm
Length closed 127mm 200mm
Length open 500mm 410mm
Diameter 8mm 10mm

CT-503
Pick up Tools
Length closed: 126 mm
Length open: 637 mm

Flaring Tools



CT-525-F

For 3/16" to 5/8" & 5mm to 16mm O.D.



CT-195

For 3/16", 1/4", 5/16", 3/8", 7/16", 1/2" & 5/8" O.D.




CT-203

For 5/8", 3/4", 7/8" & 1-1/8" O.D.


WK-806A

Accuracy Eccentric Cone Flaring Tool

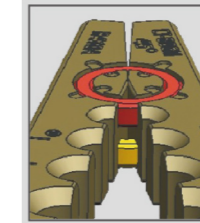
Patented product




Ball position simple and convenient operation



Precision flared no leakage connect



Double ring bars permanent leveling malposition



Arc flame ergonomics design



CT-275/CT2000

45' Flaring & Swaging Tool KIT

CT-275

Flares 1/8", 3/16", 1/4", 5/16", 3/8", 7/16", 1/2", 5/8" & 3/4" O.D. Includes 5 swage adapters that swage 7 tube sizes 3/16", 1/4", 5/16", 3/8", 1/2", 5/8", 3/4" O.D.

CT-2000

For 3/16", 1/4", 5/16", 3/8", 7/16", 1/2", 5/8", O.D. Includes O.D. tubing. Reams Both Inside and



CT-275/CT278

45' Flaring & Swaging Tool KIT

CT-278

CT-275 Flares 1/8", 3/16", 1/4", 5/16", 3/8", 7/16", 1/2", 5/8" & 3/4" O.D. Includes 5 swage adapters that swage 7 tube sizes 3/16", 1/4", 5/16", CT-274 Tube Cutter 1/8"~1-1/8" (3-28mm) CT-122 Ratchet Wrench For 1/4", 3/8", 3/16", 5/16" Packed In Hand Carrying Plastic Case.



CT-275/CT1226-AL

45' Flaring & Swaging Tool KIT

CT-1226-AL

CT-195 Common Extrusion Flaring Tool. For 3/16", 1/4", 5/16", 3/8", 7/16", 1/2" & 5/8" O.D. Tubing. Tube Cutter 1/8"~1-1/8" (3-28mm) CT-274 Tube Cutter 1/8"~1-1/8" (3-28mm) Packed In Hand Carrying Plastic Case.

	Item No.	Description	
	WK-806A	For inch: 1/4", 5/16", 3/8", 1/2", 5/8" & 3/4" O.D. Tubing individual packed in color box.	
	WK-806M	For metric: 6mm, 9mm, 10mm, 12mm, 16mm & 19mm O.D. Tubing individual packed in color box.	
	WK-808A	For inch: 3/16", 1/4", 5/16", 3/8", 1/2", 5/8" & 3/4" O.D. Tubing individual packed in color box.	
	WK-808M	For metric: 5mm, 6mm, 9mm, 10mm, 12mm, 16mm & 19mm O.D. Tubing individual packed in color box.	
	WK-809AM	For inch and metric: 6mm, 1/4", 9mm, 3/8", 10mm, 12mm, 1/2", 5/8" (16mm) & 3/4" (19mm) O.D. Tubing individual packed in color box.	
	WK-806AM-L	WK-806+CT-207	1/4", 5/16", 3/8", 1/2", 5/8" & 3/4" O.D. Tubing (6mm, 9mm, 10mm, 12mm, 16mm & 19mm O.D. Tubing) packed in hand carrying plastic case.
	WK-808AM-L	WK-808+CT-207	3/16", 1/4", 5/16", 3/8", 1/2", 5/8" & 3/4" O.D. Tubing (5mm, 6mm, 9mm, 10mm, 12mm, 16mm & 19mm O.D. Tubing) packed in hand carrying plastic case.
	WK-806FTL	WK-806+WK-532+CT-207	1/4", 5/16", 3/8", 1/2", 5/8" & 3/4" & 6mm, 9mm, 10mm, 12mm, 16mm, 19mm O.D. Tubing packed in hand carrying plastic case.
	WK-808FTL	WK-808+WK-532+CT-207	3/16", 1/4", 5/16", 3/8", 1/2", 5/8", 3/4" & 5mm, 6mm, 9mm, 10mm, 12mm, 16mm, 19mm O.D. Tubing packed in hand carrying plastic case.
	WK-805FTL	WK-805+WK-532+CT-207	1/2", 5/8", 3/4", 7/8", 1" & 12mm, 16mm, 19mm, 22mm, 25mm O.D. Tubing packed in hand carrying plastic case.

Electric Cordless Flaring Tool

WK-E806AM-L




Technical Parameter	
	Description
WK-E806AM+WK-532+CT-207+Spare battery+Charger(18V)+2 Steel bar	For inch: 1/4",5/16",3/8",1/2",5/8" & 3/4" O.D. Tubing For metric:6mm,9mm,10mm,12mm,16mm & 19mm O.D.Tubing Packed in hand carrying plastic case.

WK-E800AM-L



Technical Parameter	
	Description
WK-E800AM+WK-532+WK-207+2 Clamp heads+Charger(18V)+7 Steel bar	For inch and metric: 6mm,1/4",5/16"(8mm), 3/8",10mm,12mm,1/2",5/8"(16mm) & 3/4"(19mm) O.D.Tubing packed in hand carrying plastic case.



Tube Expanding

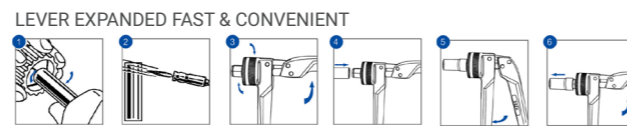


CT-100



CT-100AL/CT-100ML

CT-100A/CT-100M



Item No.	Description	
CT-100AL	CT-100A+WK-650+CT-207	For inch: 3/8",1/2",5/8",3/4",7/8",1",1-1/8",1-1/4",1-3/8",1-1/2",1-5/8" O.D.Tubing
CT-100ML	CT-100M+WK-650+CT-207	For metric:10mm,12mm,16mm,19mm,22mm,25mm,28mm,32mm,35mm,38mm,42mm O.D.Tubing
CT-100A	CT-100A+WK-532+CT-207	For inch: 3/8",1/2",5/8",3/4",7/8",1",1-1/8" O.D.Tubing
CT-100M	CT-100M+WK-532+CT-207	For metric:10mm,12mm,16mm,19mm,22mm,25mm,28mm O.D.Tubing

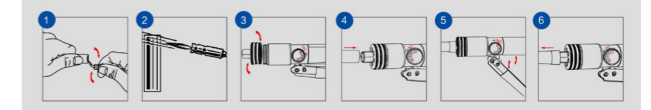
Hydraulic Tube Expander



CT-300AL/CT-300ML



CT-300A/CT-300M



Item No.	Description	
CT-300AL	CT-300A+WK-650+CT-209+WK-207+CT-300PL	For inch: 3/8",1/2",5/8",3/4",7/8",1",1-1/8",1-1/4",1-3/8",1-1/2",1-5/8" O.D.Tubing
CT-300ML	CT-300M+WK-650+CT-209+WK-207+CT-300PL	For metric:10mm,12mm,16mm,19mm,22mm,25mm,28mm,32mm,35mm,38mm,42mm O.D.Tubing
CT-300A	CT-300A+WK-532+CT-209	For inch: 3/8",1/2",5/8",3/4",7/8",1",1-1/8" O.D.Tubing
CT-300M	CT-300M+WK-532+CT-209	For metric:10mm,12mm,16mm,19mm,22mm,25mm,28mm O.D.Tubing

Tube bender



CT-364-06/08


Item No.	Size for	Bemd radius
CT-364A-06	3/8"	23mm
CT-364M-06	10mm	23mm
CT-364A-08	1/2"	35.8mm
CT-364M-08	12mm	35.8mm
CT-364-10	16mm & 5/8"	54.4mm
CT-364-12	19mm & 3/4"	75.3mm
CT-364-14	22mm & 7/8"	82.1mm



CT-364-10/12/14



CT-999



CT-999R

Item No.	Description	
CT-999	CT-999+CT-274+CT-207	For Inch:1/4",5/16",3/8",1/2",5/8",3/4",7/8" O.D.Tubing. For Metric:6,8,10,12,16,19,22mm O.D.Tubing.
CT-999R	CT-999+CT-274+CT-207	For Inch:3/8",1/2",5/8",3/4",7/8" O.D.Tubing. For Metric:10,12,16,19,22mm O.D.Tubing.
CT-999F	CT-999F+CT-274+CT-207	For Inch:1/4",5/16",3/8",1/2",5/8",3/4",7/8" O.D.Tubing. For Metric:6,8,10,12,16,19,22mm O.D.Tubing.
CT-999RF	CT-999F+CT-274+CT-207	For Inch:3/8",1/2",5/8",3/4",7/8" O.D.Tubing. For Metric:10,12,16,19,22mm O.D.Tubing.

New Tubing Tool Kit

ST-800



LITHIUM FLARING TOOL
LITHIUM DRIVE
HIGH EFFICIENCY
LONG LIFE BATTERY

Item No.	ST-E800A
Power	11.1V Lithium battery
Applicable Tube	Copper tube
Tube Diameter	1/4,3/8", 1/2",5/8"(16mm),3/4"(19mm) Optional flaring clamps: 6mm,8mm(5/16"), 10mm, 12mm
Dimension	245x114x102 mm
weight	3.5 kgs

ST-809AM-L



ELECTRIC CORDLESS FLARING TOOL
METRIC & INCH 2 IN 1
SUPPORT 9MM PIPE FLARE
CORDLESS FLARE MAKE WORK EASIER

PRECISE FLARE,EXQUISITE WORKMANSHIP. SUPER DURABLE

Item No.	Description
ST-E809AM — L	Metric & Inch 2 in 16mm,1/4", 9mm,3/8",10mm,12mm,1/2", 5/8"(16mm)& 3/4"(19mm)

ST-900



LITHIUM FLARING TOOL
STRONG POWER
ACCURATE FLARING
LONG LIFE BATTERY

Item No.	ST-E900A	ST-E900AM
Power	11.1V Lithium battery	
Applicable Tube	Copper tube	
Tube Diameter	1/4",3/8",1/2",5/8"	6mm,1/4".9mm,3/8". 12mm,1/2.16mm,5/8" 19mm,3/4".
Dimension	243x101x102 mm	
Weight	3.5 kgs	3.9 kgs

ST-E300



LITHIUM TUBE EXPANDER
LITHIUM DRIVE
HIGH EFFICIENCY
LONG LIFE BATTERY

Item No.	Description	
ST-E300A	ST-E300A+ST-532	3/8",1/2",5/8",3/4", 7/8",1",1-1/8"
ST-E300M	ST-E300M+ST-532	10,12,16,19,22,25,28mm
ST-E300AL	ST-E300A+ST-650	3/8",1/2",5/8",3/4",7/8",1", 1-1/8", 1-1/4",1-3/8",
ST-E300ML	ST-E300M+ST-650	10,12,16,19,22,25,28,32, 35,38,42mm

ST-300



HYDRAULIC TUBE EXPANDER
High Strength Aluminum Alloy Expander Body

Item No.	Description	
ST-300A	ST-300A+ST-532	3/8",1/2",5/8",3/4", 7/8",1",1-1/8"
ST-300M	ST-300M+ST-532	10,12,16,19,22,25,28mm
ST-300AL	ST-300A+ST-650	3/8",1/2",5/8",3/4",7/8",1", 1-1/8", 1-1/4",1-3/8",
ST-300ML	ST-300M+ST-650	10,12,16,19,22,25,28,32, 35,38,42mm

ST-100



LEVER TUBE EXPANDER
High Strength Aluminum Alloy Body

Item No.	Description	
ST-100A	ST-100A+ST-532	3/8",1/2",5/8",3/4", 7/8",1",1-1/8"
ST-100M	ST-100M+ST-532	10,12,16,19,22,25,28mm

ST-622



TUBE EXPANDER

Use for: 6mm,8mm,9mm,10mm,12mm,16mm,19mm,22mm,
1/4",5/16",3/8",1/2",5/8",3/4",7/8"O.D.Tubing



ST-806A

ECCENTRIC CONE TYPE FLARING TOOL
 HIGH STRENGTH ALUMINUM ALLOY CLAMP
 ALUMINUM ALLOY CLAMP LIMIT PLATE FORGED
 HIGH STRENGTH ALUMINIUM ALLOY YOKE SUPER
 TACTILITY,PRECISE FLARING,LIGHTWEIGHT

Item No.	Description
ST-806A	For inch:1/4",5/16",3/8",1/2",5/8",3/4"
ST-806M	For metric:6mm,9mm,10mm,12mm,16mm,19mm
ST-806FT	ST-806+ST-532 +ST-207 For inch and metric:1/4",5/16", ,3/8",1/2",5/8",3/4" & 6,9,10,12,16,19mm



ST-809AM

ECCENTRIC CONE TYPE FLARING TOOL
 Metric & Inch 2 in 1
 SUPPORT 9MM PIPE FLARE HIGT-
 STRENGTH ALUMINUM ALLOY LIGHTEIGHT, SUPER
 DURABLE

Item No.	Description
ST-809AM	For inch and metric:1/4" ,3/8",1/2",5/8",3/4" & 6,9,10,12,16,19mm

180°3-IN-1LADDER TYPE TUBE BENDER



ST-N368-180

*Aluminum alloy body
 *Open size-slips on tubing at any point,can bend
 0.4mm thin tube without distortion. *Calibrated
 markings for making accurateleft-hand,right-hand, and offset bends 180°start
 requires less effort.

Item No.	Description
ST-N368-180	use for1/4",5/16",3/8"O.D.Tubing



ST-N364A-08

ROLLER TYPE TUBE BENDER
 HIGH-STRENGTH ALUMINUM ALLOY,LIGHTWEIGHT

Item No.	Description
ST-N364A-06	use for 3/8"O.D.Tubing
ST-N364A-08	use for 1/2"O.D.Tubing
ST-N364A-10	use for 5/8"O.D.Tubing
ST-N364A-12	use for3/4"O.D.Tubing
ST-N364A-14	use for 7/8"O.D.Tubing



ST-432S

SMART SPRING TUBE CUTTER
 SMART SPRING DESIGN,FAST BLADE FEED IN
 SHARP BLADE DESIGN,SMOOTH EDGE
 BEARING ROLLER DESIGN,SMOOTH CUTTING

Item No.	Description	
ST-432S	Smart Spring Tube Cutter	3/16" to 1-1/4"(4-32mm)
ST-650S		For 1-1/4" to 2"(6-50mm)
ST-670S		For 1-1/4" to 2"-3/4(6-70mm)



ST-301

REPAIR PLIER

Item No.	Description
ST-301	use for 1/4" ,3/8",1/2",5/8",3/4"O.D.Tubing



ST-302

TUBE STRAIGHTENING TOOL

Item No.	Description
ST-302-3/16"	Use for 3/16"O.D.Tubing
ST-302-1/4"	Use for 1/4" O.D.Tubing
ST-302-3/8"	Use for 3/8"O.D.Tubing
ST-302-1/2"	Use for 1/2"O.D.Tubing



ST-207

DUBURRER

Item No.	Description
ST-207	Handy deburrer, Blade can be swivelled.



ST-209

INNER-OUTER REAMER

Item No.	Description
ST-209	"Aluminum body 1/4"~1-5/8" O.D.Tubing. easy to deburr."





ST-201B

PINCH OFF PLIER (STRONG TYPE)

Item No.	Description	Scope Of Application	Length	Weight
ST-201B	10"	3-10mm(1/8"-3/8")	228mm	0.5kg

Welding Torch



<p>1 pc empty cylinder 2L for Oxygen 1pc of Welding Torch 1 pc Mapp gas (optional) 1 set of 1.5m Twin hose 1 pc of Oxygen Regulator 2pcs of Welding Nozzle 1 pc of Fuel gas Regulator 1 pc of Sparker 1 pc 2L of Oxygen Empty Regulator 1 pc Plastic Case</p> <p>HCW-1411</p>	<p>1.Oxygen Cylinder -2L 2. Fuel Gas Cylinder -0.6L with Connection ZG14"-19 3. Inner Diameter of Connection Hose - 4mm 4. With Anti-backfire Device 5. Torch for Welding Purpose 6. Plastic Case</p> <p>HCW-11</p>	<p>1. Oxygen Cylinder -2L 2. Fuel Gas Cylinder -0.6L 3. Inner Diameter of Connection Hose - 4mm 4. With Anti-backfire Device 5. Torch for Welding & Cutting Purpose 6. Plastic Case</p> <p>HCW-22</p>
--	--	--

Refrigerant Recovery Machine

USE FOR R32

- *DIGITAL DISPLAY REFRIGERANT RECOVERY MACHINE
- *BRUSHLESS DC MOTOR
- *OIL-FREE COMPRESSOR
- *DIGITAL DISPLAY



ST-520D

Item No.	ST-520D		
Suitable refrigerant gas	III series:R12,R134a,R401C,R406A,R500,1234YF IVseries:R22,R401A,R401B,R402B,R407C,R407D V series:R402A,R404A, R407A, R407B,R410A, R507,R32		
Cylinder quantity	2 cylinder		
Power	220V-240V,50/60Hz		
Motor	1HP		
Speed of revolution	2500 RPM		
Electric current	220V:6A		
Compressor	No oil lubricate,Forced air cooling,Piston type		
High pressure protection	38.5bar / 3850kPa(558psi)		
Operating temperature	0°C ~ 40°C		
Dimensions	375×250×320 mm		
Net weight	10 kg		
Refrigerant gas	R134a	R22	R410A
Liquid	2.40 kg/min	2.70 kg/min	3.50 kg/min
Push-pull mode	7.50 kg/min	8.50 kg/min	9.50 kg/min

USE FOR R32

Self-purge function to clean up the remaining refrigerants in the machine

- *OIL-FREE COMPRESSOR
- Low pressure protection, automatic stop
- High pressure protection with cut-off switch



BK24L

Item No.	RR12L	RR24L					
Suitable refrigerant gas	III series:R12,R134a,R401C,R406A,R500,1234YF IVseries:R22,R401A,R401B,R402B,R407C,R407D V series:R402A,R404A, R407A, R407B,R410A, R507,R32						
Cylinder quantity	1 cylinder						
Power	220V-240V,50/60Hz						
Motor	3/4HP	1HP					
Speed of revolution	1750 RPM						
Compressor	Oil-less,Air-cooled,Piston						
High pressure protection	38.5bar / 3850kPa(558psi)						
Operating temperature	0°C ~ 40°C						
Dimensions	418×250×345 mm						
Net weight	15 kg						
Recovery rate	Vapor	III 0.23kg/min	IV 0.25kg/min	V 0.26kg/min	III 0.46kg/min	IV 0.50kg/min	V 0.52kg/min
	Liquid	1.57kg/min	1.81kg/min	1.85kg/min	3.14kg/min	3.62kg/min	3.70kg/min
	Push/Pull	4.64kg/min	5.57kg/min	6.22kg/min	7.47kg/min	8.37kg/min	9.95kg/min

*OIL-FREE COMPRESSOR

Low pressure protection, automatic stop High pressure protection with cut-off switch



BK229

Item No.	BK229			
Suitable refrigerant gas	III series:R12,R134a,R401C,R406A,R500 IVseries:R22,R401A,R401B,R402B,R407C,R407D V series:R402A,R404A, R407A, R407B,R410A, R507			
Cylinder quantity	1 cylinder			
Power	220V-240V,50/60Hz			
Motor	1/2HP			
Speed of revolution	3500 RPM			
Compressor	Oil-less,Air-cooled,Piston			
High pressure protection	38.5bar / 3850kPa(558psi)			
Operating temperature	0°C ~ 40°C			
Dimensions	550×370×280 mm			
Net weight	15 kg			
Recovery rate	Vapor	III 0.5kg/min	IV 0.6kg/min	V 0.6kg/min
	Liquid	3.3kg/min	4kg/min	4kg/min
	Push/Pull	8kg/min	8.5kg/min	8.5kg/min

Vacuum Pump

BK PUMPS

which reduces weightsignificantly under the same pumping rate requirement.



Single Stage							
ITEM NO	BK115	BK120	BK130	BK140	BK160	BK180	BK1200
FLOW RATE	1.5CFM	2CFM	3CFM	4CFM	6CFM	8CFM	12CFM
POWER	1/5HP	1/4HP	1/4HP	1/3HP	1/2HP	3/4HP	1HP
220V/50HZ							
150Micron							
Dual Stage							
ITEM NO	BK220	BK230	BK240	BK260	BK280	BK2100	BK2200
FLOW RATE	2CFM	3CFM	4CFM	6CFM	8CFM	10CFM	12CFM
POWER	1/3HP	1/2HP	1/2HP	3/4HP	1HP	1HP	1-1/2HP
220V/50HZ							
15Micron							

INTELLIGENT VACUUM PUMP

Sparkless brushless motor use for R1234YF,R290,R32 etc flammable refrigerants.



Single Stage			
ITEM NO	BK-2S	BK-4S	BK-8S
FLOW RATE	3.2CFM	5.3CFM	8.5CFM
POWER	1/4HP	1/4HP	1/3HP
220V/50HZ			
65Micron			
Dual Stage			
ITEM NO	BK-2BM	BK-4BM	BK-8BM
FLOW RATE	3.2CFM	5.3CFM	8.5CFM
POWER	1/4HP	1/4HP	1/3HP
220V/50HZ			
15Micron			

INTELLIGENT VACUUM PUMP

THE WORLD'S FIRSTINTELLIGENT VACUUM PUMP



① Intelligent start-stop motor and solenoid valve
 ② System leakage level judgment
 ③ Vacuum change curve display
 ④ Record and store data, support APP

Dual Stage			
ITEM NO	BK-700	BK-900	BK-1200
FLOW RATE	7CFM	9CFM	12CFM
POWER	3/4HP	1HP	1HP
220V/50HZ			
15Micron			

LITHIUM VACUUM PUMP



① explosion-proof and sparkle ② brushless and variable frequency

Dual Stage			
ITEM NO	BK-2SC	BK-2BMC	BK-4BSC
FLOW RATE	3.2CFM	3.2CFM	5.3CFM
POWER	1/4HP	1/4HP	1/4HP
STAGES	Single Stage	Dual Stage	
18V			
65Micron		15Micron	

LITHIUM VACUUM PUMP



LITHIUM BATTERY DRIVEN CORDLESS VACUUM PUMP

LITHIUM BATTERY DRIVEN CORDLESS VACUUM PUMP						
ITEM NO	BK-1DLI	BK-2DLI	BK-3DLI	2BK-1DLI	2BK-2DLI	2BK-3DLI
FLOW RATE	2CFM	4CFM	6CFM	2CFM	4CFM	6CFM
POWER	150W	250W	370W	200W	370W	550W
STAGES	Single Stage			Dual Stage		
18V						
150Micron			15Micron			

Digital Electronic Scales

RCS-220C



- 1.High accuracy and resolution
- 2.High visibility LCD display
- 3.Overload Alarm

Max capacity	100kg /220lb
Resolution	5g
Accuracy	±0.05% rdg+10g
Power supply	9V batteries
Operating temperature	-10°C ~40°C /14°F~104°F
Storage temperature	-15°C ~50°C /5°F~112°F
Overall size	227*227*70 mm/8.9*8.9*2.8inch

RCS-220V



- 1.High accuracy and resolution
- 2.High visibility LCD display
- 3.Overload Alarm
- 4.recovery valve included

Max capacity	100kg/220lb
Resolution	5g
Accuracy	±0.05% rdg+10g
Power supply	9V batteries
Operating temperature	-10°C ~40°C /14°F~104°F
Storage temperature	-15°C ~50°C /5°F~112°F
Overall size	227*227*70 mm/8.9*8.9*2.8inc

RCS-320C



- 1.large LCD
- 2.High accuracy and resolution
- 3.Overload Alarm

Max capacity	100kg/220lb
Resolution	5g
Accuracy	±0.05% rdg+10g
Power supply	6*AAA
Operating temperature	-10°C ~40°C /14°F~104°F
Storage temperature	-15°C ~50°C /5°F~112°F
Overall size	271*271*74 mm/10.7*10.7*2.9inc

RCS-320V



- 1.large LCD
- 2.High accuracy and resolution
- 3.Overload Alarm
- 4.recovery valve included

Max capacity	100kg/220lb
Resolution	5g
Accuracy	±0.05% rdg+10g
Power supply	6*AAA
Operating temperature	-10°C ~40°C /14°F~104°F
Storage temperature	-15°C ~50°C /5°F~112°F
Overall size	271*271*74 mm/10.7*10.7*2.9inc

RCS-100PRO



- 1.APP CONTROL
- 2.High accuracy and resolution

Max capacity	100kg/220lb
Resolution	5g
Accuracy	±0.05% rdg+10g
Power supply	9V batteries
Operating temperature	-10°C ~40°C /14°F~104°F
Storage temperature	-15°C ~50°C /5°F~112°F
Overall size	227*227*70 mm/8.9*8.9*2.8inc


LMC-310



- 1.APP CONTROL
- 2.Wireless handle and additional charge and recovery valve included

Max capacity	100kg/220lb
Resolution	5g
Accuracy	±0.05% rdg+10g
Power supply	9V batteries
Operating temperature	-10°C ~40°C /14°F~104°F
Storage temperature	-15°C ~50°C /5°F~112°F
Overall size	227*227*70 mm/8.9*8.9*2.8inc

LMC-U1



- 1.Ultra-light and ultra- thin: 50% lighter and 20% thinner than traditional refrigerant scales
- 2.Large screen: 4-inch capacitive touch screen, clear and intuitive display, easy to operate

Maximum weight	100kg/220lb
Resolution	5g/0.18oz
Accuracy	±0.05% rdg+10g
Unit	kg g:lb oz
Operating temperature	-20°C ~70°C /-4°F~158°F
Storage temperature	-30°C ~85°C /22°F~185°F
Relative humidity	50-85% HR
Wireless transmission distance	30m/98ft
Product size	246*246*57.5mm/9.7*9.7*2.3inc
Weight	2.1kg/4.6lb
Display	4-inch touch screen

Wash Machine

AC Wash Machine



Model	AT/CP4B
Voltage	100-230VAC/50-60HZ
Max Flow Rate(L/Min)	4L/Min
Max Pressure (bar)	3-5bar/7-10bar
Power	100W

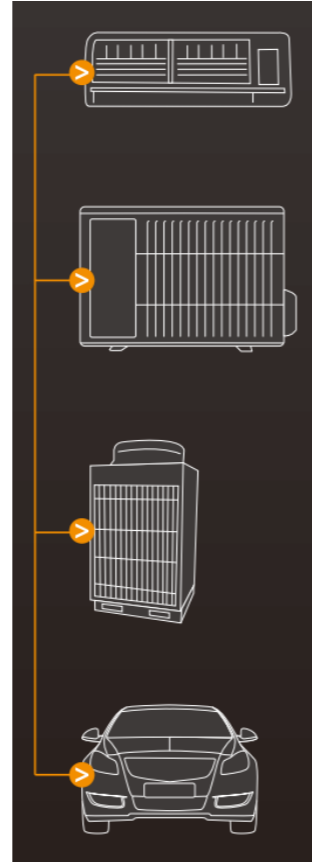
High Pressure AC Cleaner



Model	AT/CP-25A
The Lithium Battery	20V-2.0AH
Working Pressure	6.5bar/25-40bar
Max Flow	3.0L/Min
Max Inlet Water Pressure	0.5Mpa
Motor Power	200W
Weight	1.6kg



Useage:



Oil Charing Pump

Electric Oil Charing Pump



Model	AT-EOTP90	AT-EOTP150
Voltage	230V~50/60HZ or 115V/60HZ	
Power	1/4hp	1/3hp
Max.Pump Against Pressure	175psi(1.2MPa)	232psi(1.6MPa)
Max.Pumprate	90 l/h	150l/h
Fits Size Of Refrigeration Oil Containers	All Size	All Size

Oil Transfer Pump



Model	AT-OTP065	AT-OTP110
Max.pump against pressure	200psi	250psi
Max.pump rate per stroke	50ml	75ml
Fits size of the refrigeration oilcontainers	All size	All size
Hose connect	114"SAE	114"&318"SAE

Leak Detector

WJL6000

HALOGEN LEAK DETECTOR

- 1.Detects all the refrigerants containing halogen
- 2.Adjusts sensitivity anytime to reach the best detectionstatus automatically
- 3.Internal high precision and ultra-low powerconsumption circuit design



Sensor lifetime	50hours
Sensitivity range	7 levels
Maximum sensitivity	5g/yr
Response time	<1s
Warm-up time	6s
Reset time	3s
Refrigerants	CFCs / HCFCs/HFCs/HCs/HFOS
Power supply	4 AAA alkaline battery(not included)
Battery life	about 20hours
Approvals	Compliant to Standard:SAE-J1627,EN 14624
Overall size	152*36*36mm/6*1.4*1.4inch
Probing rod length	198mm/7.8inch

CPU-C

HALOGEN LEAK DETECTOR

- 1.Detects all the refrigerants containing halogen
- 2.Adjust accuracy according to real time
- 3.Self-calibration function, which verifies the initial gasconcentration as zero point



Sensor lifetime	50hours
Sensitivity range	7 levels
Maximum sensitivity	3g/yr
Response time	<1s
Warm-up time	6s
Reset time	2s
Refrigerants	CFCs / HCFCs / HFCs / HCs / HFOS
Power supply	2C alkaline battery(3VDC)
Battery life	about 20hours
Approvals	Compliant to Standard:SAE-J1627,EN 14624,RoHS
Overall size	229*61*56mm/9*2.4*2.2inch
Probing rod length	356mm/14inch

ILD-CO2

CO2/R744 LEAK DETECTOR

- 1.Find R-744 refrigerant leaks
- 2.Long-life sensor made to last up to ten years
- 3.Three sensitivity levels down to 6g(0.2oz) per year
- 4.Senses change .Works in contaminated environments
- 5.Rechargeable lithium ion battery



Sensor lifetime	40,000 hrs
Sensitivity range	3 Levels
Maximum sensitivity	6g/yr
Reset time	<3s
Warm-up time	about 30s
Refrigerants	R744(CO2)
Power supply	2* 18650 Lithium Battery
Battery life	8hours
Approvals	Compliant to RoHS, SAE-J1627 and EN14624

HLD200

HALOGEN LEAK DETECTOR

- 1.Three-color LED display of leak
- 2.7-level sensitivity regulation in cycle and real time
- 3.Auto calibration: automatically detect currentrefrigerant concentration as zero point



Sensor lifetime	50hours
Sensitivity range	7 levels
Maximum sensitivity	3g/yr
Response time	<1s
Warm-up time	5s
Reset time	2s
Refrigerants	CFCs / HCFCs / HFCs / HCs / HFOS
Power supply	2 AA alkaline battery(3VDC)
Detection mode	Continuous, unlimited
Approvals	Compliant to Standard:SAE-J1627,EN 14624,RoHS
Overall size	178*56*33mm/7*2.2*1.3inch
Probing rod length	205mm/12inch

ILD-200

INFRARED REFRIGERANT LEAK DETECTOR

- 1.Adopts blackbody source and features a long lifetime which is 8 times longer than a thermal diode
- 2.Strong anti-interference avoids false alarm from interfering gases
- 3.Large TFT color screen provides better visual display
- 4.Peak recording and automatic calibration helps pinpoint leak points quickly



Detected refrigerant	CFCs,HFCs,HCFCs,HFO-1234YF
Sensitivity	High level 0.1 oz/yr (<4g/yr); Medium level : 0.25 oz/yr (7g/yr); Low level :0.50 oz/yr(14g/yr)
Response time	<1s
Warm-Up time	30s; automatic calibration
Low battery indication	Automatic indication of 1 hour running time
Operating temperature range	0°C to 50°C /32°F~122°F at 75%RH
Continuous work time	8 hours
Auto off time	10 minutes of inactivity
Approvals	SAE-J2913, SAE-J1627,SAE-J2791,CE,EN-14624
Probing rod length	445mm/17.5inch

RLD SERIES REFRIGERANT LEAK DETECTOR

RLD-100

- 1.Semiconductor sensor,long life, stable and reliable
- 2.Sensitivity 3 g/yr (R134a)
- 3.Detects HFC, HCFC, CFC and HFO refrigerants.
- 4.Digital indication of leak size, 7-level display
- 5.Sensitivity levels



RLD-200

- 1.Semiconductor sensor, long life, stable and reliable
- 2.Sensitivity 2 g/yr (R134a)
- 3.Detects HFC, HCFC, CFC and HFO refrigerants
- 4.Digital indication of leak size, 9-level display
- 5.LED alarm light probe for more accurate

RLD-300

- 1.Semiconductor sensor, long life, stable and reliable
- 2.Sensitivity 2 g/yr (R134a)
- 3.Detects HFC,HCFC,CFC and HFO refrigerants
- 4.Digital indication of leak size, 9-level display
- 5.LED alarm light probe for

Pressure Gauge



ITEM NO	BK-250L	BK-500H	BK-250BL	BK-500BH	250-BK	500-BK	250F-BK	500F-BK	PG-30L	PG-30H
PORTS	1/8NPT		1/8NPT		1/4SAE		1/4SAE		1/8NPT	
OIL	NO		YES		YES		YES		NO	
GAS	R22.R134.R404.R407.R410.R507.R290.R32.R600A.R1234YF.....								88 kinds of refrigerants.	

Digital Vacuum Meter

VG-760
VACUUM GAUGE



- 1.Oil-Resistance
- 2.NO-Clean
- 3.High Accuracy

Measuring range	1~19000 microns
Resolution	1~4001 micron; 400~300010 microns; 3000~10000 100 microns; 10000~19000 250 microns
Accuracy	1~10000 microns ±10% of Reading±10microns; 10000~19000microns ±20% of Reading
Units	inHg, Torr, psia, mbar, mTorr, Pa, microns, kPa
Max over pressure	27.5 bar
Operating temperature	14~140°F/-20~60°C
Fitting	1/4SAE Male Flare

VGW-MINI
MICRO VACUUM GAUGE



- 1.Smart APP with supported OTA, Intelligent data analysis by growing wisdom
- 2.Full viewing angle VA display screen for clear and intuitive display

Measuring range	1~19000 microns
Resolution	1~4001 micron; 400~3000 10 microns; 3000~10000 100 microns; 10000~19000 250 microns
Accuracy	1~10000 microns ±10% of Reading ±10microns; 10000~19000microns +20% of Reading
Units	inHg, Torr, psia, mbar, mTorr, Pa, microns. kPa
Max over pressure	27.5 bar
Operating temperature	14~140°F/-20~60°C
Fitting	1/4SAE Male Flare
Wireless transmission distance	30m/99feet

PT-500 PT-800

WIRELESS PRESSURE AND TEMPERAUURE GAUGE



- 1.Data graph analysis
- 2.Temperature Clamps Included

VGW-760
VACUUM GAUGE



- 1.View data on mobile app
- 2.Record data and generate report
- 3.Data analysis in graphs

Measuring range	1~19000 microns
Resolution	1~4001 micron; 400~300010 microns; 3000~10000 100 microns; 10000~19000 250 microns
Accuracy	1~10000 microns ±10% of Reading±10microns; 10000~19000microns ±20% of Reading
Units	inHg, Torr, psia, mbar, mTorr, Pa, microns, kPa
Max over pressure	27.5 bar
Operating temperature	14~140°F/-20~60°C
Fitting	1/4SAE Male Flare
Wireless transmission distance	30m/99ft

PWG-500 PWG-800
WIRELESS PRESSURE GAUGE



- 1.Recording and reporting
- 2.Superheat/subcool calculation

Pressure Range	-14.5-500psi (PGW-500) -14.5-800psi(PGW-800)
Accuracy	±0.5%FS
Resolution	0.5 psi
Operating Temperature	-10°C ~60°C /14°F~140°F
Offline records	9943 readings
Measurement units	psi , kg /cm², cmHg , inHg , bar, kPa, MPa
Battery	3 AA alkaline batteries
Battery life	300 hours

Pressure Range	-14.5~500psi (PT-500) -14.5~800psi (PT-800)
Accuracy	±0.5%FS
Resolution	0.5 psi
Temperature Range	-10C~60°C /14F~140F
Offline records	7000 readings
Measurement units	psi , kg /cm2, cmHg , inHg ,bar,kPa,MPa
Battery	3 AA alkaline batteries
Battery life	300 hours

Manifold

Digital Manifold

Powerful computing ability, supporting 88 kinds of refrigerants, one meter for multiple purposes



ITEM NO	MS-100	MS-1000/MS-1000S	MS-2000/MS-4000
Pressure Range	-14~800psi	-14.5~800psi	-14.5~800psi
Accuracy	±1%FS	±0.5%FS	±0.5%FS
Resolution	1PSI	0.5PSI	0.5PSI
Temperature range	-40°C ---+150°C	-40°C ---+150°C	-40°C ---+150°C
Temperature Accuracy	±1°C	±0.5°C	±0.5°C
Temperature resolution	0.1°C	0.1°C	0.1°C
Pressure units	kpa.Mpa.bar.psi.kg/cm2		
Temperature units	°C . °F	°C . °F	°C . °F

Digital Manifold

Powerful computing ability, supporting 89 kinds of refrigerants, one meter for multiple purposes



ITEM NO	MG-E3	MG-E4	MG-100A
Pressure Range	0 Kpa-6000Kpa	0 Kpa-6000Kpa	0 Kpa-6000Kpa
Accuracy	±0.5%FS	±0.5%FS	±0.5%FS
Resolution	1Kpa	1Kpa	1Kpa
Temperature range	-40°C ---+150°C	-40°C ---+150°C	-40°C ---+150°C
Temperature Accuracy	±1°C	±1°C	±1°C
Temperature resolution	0.1°C	0.1°C	0.1°C
Pressure units	kpa.Mpa.bar.psi.inHg		
Temperature units	°C . °F	°C . °F	°C . °F

Ball Valve Manifold

- ① Patent luminous gauge template and gauge design
- ② Patent stable hook design
- ③ Patent ball valve knob
- ④ Patent military type protective cover design
- ⑤ Foldable hook and magnetic structure



Quick Coupler

Quick Coupler Series R134A



Can Tap Valve Brass


Prevent refrigerant backflow



Schrader Valve Remover



Automotive Adapter Kit



Oil Injector



Endoscopic diagnostic tools



A/C Flush Cleaner

Can clean the condenser and evaporator deeply



Charge Hose and Value

Refrigerant Charging Hose



CH-336

Refrigerant Charging Hose With Ball Valve



CH-E336



CH-M336

ITEM NO	LENGHT	For refrigerant	Working pressure	Bursting pressure	Connection
CH-336A	36"	R12/22/502	500PSI	2500PSI	RYB:1/4SAE*1/4SAE
CH-360A	60"				
CH-372A	72"				
CH-336B	36"	R134/404/407	600PSI	3000PSI	RYB:1/4SAE*1/4SAE
CH-360B	60"				
CH-372B	72"				
CH-336C	36"	R410/32	800PSI	4000PSI	R/B:1/4SAE*5/16SAE Y:1/4SAE*1/4SAE
CH-360C	60"				
CH-372C	72"				
CH-336D	36"	R1234YF	800PSI	4000PSI	RYB:1/4SAE*M12-1.5
CH-360D	60"				
CH-372D	72"				

Hose-seal, Gasket & Hose-seal, Gasket & Core Kit



CH-236



CH-237



CH-238



CH-239

Part No.	QTY	Description
CH-9520C	10	Valve Cores
CH-9800	10	R134 Valve Cores
CH-L08	5	8mm Low Side
CH-VO66	5	For peugeot/Volvo
CH-H10	5	10mm High Side
CH-GMH	5	For GM High
CH-1213P	1	Valve Core remover
CH-1213AL	1	Valve Core remover
CH-9520C	10	Valve Core
CH-9800	10	R134 Valve Core
OR9134-4	10	R410 5/16" SAE Hose Gasket
OR501-3	30	R12 1/4" SAE Hose Gasket
OGB79583	10	1/4" SAE Depressor
OROCL-3	10	for QC-L
ORQCH-3	10	for QC-H
ORQC-3	10	for QC-12L
ORQC-4	10	for QC-12H
OR340-2	10	for QC-340
OR146	10	for QC-146 CA-04x06 CA-04x08
ORVCR	10	for VCR-04
OR501-3	15	for R12 1/4" SAE Hose Gasket
OR9134-4	10	for R10 5/16" SAE Hose Gasket
OR501-3H	15	for R134 1/4" SAE Hose Gasket
CH-1213AL	1	Valve Core remover
CH-9520C	10	Valve Core
OGB79583P1	10	1/4" SAE Depressor
OR9134-4	10	R410 5/16" SAE Hose Gasket
OR501-3	30	R12 1/4" SAE Hose Gasket
OGB79583	10	1/4" SAE Depressor

Automotive Refrigerant Charging Tools



JF004(R134)



JF001(R134)



JF009(R1234YG)









JF002(R134)



JY001(R134)

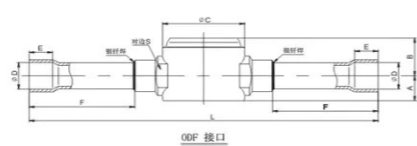
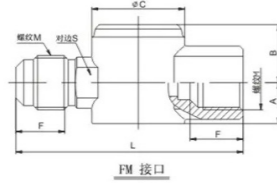
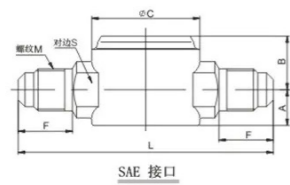
Brass Fitting

				
Short Nut	Forged Brass Nut	Union	Union Tee	Solder Union with Valve Core
Part No. SN-04 1/4" SN-10 5/8" SN-06 3/8" SN-12 3/4" SN-08 1/2" SN-14 7/8"	Part No. FN-04 1/4" FN-10 5/8" FN-06 3/8" FN-12 3/4" FN-08 1/2" FN-14 7/8"	Part No. U-04 1/4" U-10 5/8" U-06 3/8" U-12 3/4" U-08 1/2" U-14 7/8"	Part No. UT-04 1/4" UT-10 5/8" UT-06 3/8" UT-12 3/4" UT-08 1/2"	Part No. U1-4A 1/4" SAE *1/8" NPT U1-4B 1/4" SAE *1/4" NPT
				
Adapter for R410A	Reducing Union (SAE*SAE)	Adapter for R410A	Male Connector (SAE*NPT)	Reducer (Solder)
Part No. FC-00A 1/4" M*5/16" F with depressor and valve core FC-00B 5/16" M*1/4" F with depressor and valve core	Part No. RU-06x04 MC-10x06 RU-08x04 MC-10x08 MC-08x06 MC-12x08 MC-10x04 MC-12x10	Part No. AD78 1/4" SAE Female x 1/2" 20UNF (5/16" SAE) male with depressor and valve core AD87 1/2" 20UNF (5/16" SAE) Female x 1/4" SAE male with depressor and valve core	Part No. MC-04x02 MC-06x08 MC-04x04 MC-08x04 MC-04x06 MC-08x06 MC-04x08 MC-08x08 MC-06x04 MC-10x06 MC-06x06 MC-10x08	Part No. SR-04x04 SR-08x08 SR-04x06 SR-08x10 SR-04x08 SR-08x12 SR-06x06 SR-10x08 SR-06x08 SR-10x10 SR-06x10 SR-10x12

Sight Glass


























Model	Size	Connection	A	B	C	D	E	F	L	S	Thread
8200-04	1/4"	ODF	8.5	14.5	26.5	6.5	7	27	100	14	N/A
8201-04		SAE				N/A	N/A	14	64		7/16-20UNF
8202-04		FM				9.5	15	12	59		N/A
8200-06	ODF	8.5	14.5	N/A		8	36	118	19		N/A
8201-06	SAE			N/A		N/A	17	70			5/8-18UNF
8202-06	FM			12		17	15	65			N/A
8200-08	ODF	11.5	16.5	12.8	10	46	144	19	N/A		
8201-08	SAE			N/A	N/A	19	78		3/4-16UNF		
8202-08	FM			13.5	18	18	70		N/A		
8200-10	ODF	13	18	16.1	14	49	150	22	N/A		
8201-10	SAE			N/A	N/A	20	78		7/8-14UNF		
8200-12	ODF			14	20	19.1	16		51	166	24
8201-12	SAE	N/A	N/A			23	94	1-1/16-14UNF			
8200-14	ODF	15.5	21.5			22.3	17	54	172	27	
8200-18	ODF			18.5	23.5	28.7	18	69	212		34



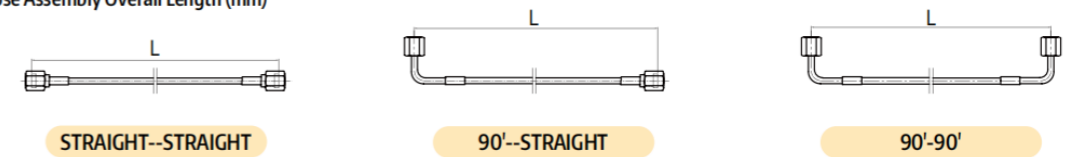
Thermoplastic Hose



Hose Part Number	Inner Diametre	Outer Diametre	Tolerances	Min Bending Radius	Working Pressure	Working Temp	Weight
TPC-100-B	2.0 mm	5.9 mm	0.1 mm	10 mm	45 bar	-40°C ~130°C	30 g/m
TPC-100-U	2.0 mm	5.9 mm	0.1 mm	10 mm	45 bar	-40°C ~130°C	30 g/m
TPC-100-R	2.0 mm	5.9 mm	0.1 mm	10 mm	45 bar	-40°C ~130°C	30 g/m

Whole Set Numbe	Name	Connecting thread	Components Codes
2001	Straight fitting	7/16"-20UNF	TPC-101  +TPC-107  +TPC201  +TPC401 
2002	Insert with depressor	7/16"-20UNF	TPC-102  +TPC-107  +TPC201  +TPC401 
2003	90° female fitting 1/4" SAE	7/16"-20UNF	TPC-202  +TPC-107  +TPC401 
2004	Tee nipple	7/16"-20UNF	TPC-104  +TPC-107  +TPC107  +TPC107 
2005	Tee female nipple	7/16"-20UNF	TPC-203  +TPC-107  +TPC107  +TPC401 
2006	Tee female with side nut 1/4" SAE	7/16"-20UNF	TPC-204  +TPC-107  +TPC107  +TPC401 

Hose Assembly Overall Length (mm)



Instructions for Manual Assembling of Capillary Hose ID 2mm

Working Temperature: -400°C +1300°C Working Pressure: 45 bar


Assemble one hose and check that the average diameter of the crimped sleeve is 7.1mm (just one of the four diameters can be maximum 7.3mm). If not, regulate the cam till the obtained crimped sleeve is perfect on the basis of the above mentioned measures.

Advantages

High elasticity
No more brazing, flaring and bending of copper tubes.
Time saving for system installation and assembling.
Very low refrigerating gas permeation rate.


References for Application Scenario

Connection with pressure gauge, control units and oil return pipe.




Thermostat

K Series Thermostat



Part No.	Warm		Cold		Capillary Tube (mm)
	ON (°C)	OFF (°C)	ON (°C)	OFF (°C)	
K50-P1110=VC1	2	-	-14.5	-23	1200
K59-L1102	3.5	-12	3.5	-22	1200
K50-P1125	8.5	-	-9.5	-18	1200
K50-P1126	-9.5	-	-18	-24.5	1200
K50-P1127	12.5	-	5	-1.5	1200
K50-P1117=VF3	-7	-12	-22	-30	1200
K50-P1118=VB7	13	8	1.8	-3.3	1200
K54-P1102=VS5	-11.5	-16	-20	-26	1200
K60-P1013=VP4	-4	-11	-15	-24	1200

TAM Series Thermostat



Part No.	Temperature Range
TAM112-0.8M	-7°C / -4°C
TAM113-1.3M	-10°C / +10°C
TAM113-2.0M	-10°C / +10°C
TAM125-2.5M	-20°C / -27°C
TAM125-2.3M	-20°C / -27°C
TAM133-1.3M	-35°C / -10°C
TAM135-2.5M	-15°C / -26°C
TAM145-1.3M	-27°C / -20°C

Thermostat



Part No.	Operating Temperature						Capillary (mm)
	Warm		Normal		Cold		
	ON (°C)	OFF (°C)	ON (°C)	OFF (°C)	ON (°C)	OFF (°C)	
A2000	-	(+35)	-	0±3	-	(-35)	120
F2000	-	(+35)	-	0±3	-	(-35)	1750

Icemaker Thermostat



DA32-00006W	DA32-00012D	DA32-10105H	DA47-00138A	DA47-00138F	DA47-00301D
DA47-10150F	KSD-7002	DA32-10105H	DA47-00138A	DA47-00138F	DA47-00301D

Pressure Control



Pressure	Part No.	Danfoss code			Low pressure(LP)		Reset		Reset		Contact System
		1/4 in 6mm SEA	1/4 in ODF	6 mm ODF	Adjust Range	Differential Pressure	Adjust Range	Differential Pressure	High Pressure	Low Pressure	
Low	OKP1	060-1101	060-1112	060-1110	-0.2 to 7.5	0.7-4.0	-	-	Auto	-	SPDT
Low	OKP1	060-1103	060-1111	060-1109	-0.9 to 7.0	Fixed 0.7	-	-	Manual	-	SPDT
low	OKP2	060-1120	-	060-1123	-0.2 to 5.0	0.4-1.5	-	-	Auto	-	SPDT
High	OKP5	060-1171	060-1179	060-1177	-	-	8-32	1.8-6.0	Auto	-	SPDT
High	OKP5	060-1173	060-1180	060-1178	-	-	8-32	Fixed 3	Manual	-	SPDT
Dual	OKP15	060-1241	060-1254	-	-0.2 to 7.5	0.7-4.0	8-32	Fixed 4	Auto	Auto	Spdt-Low Signal
Dual	OKP15	060-1243	-	-	0.2 to 7.5	0.7-4.0	8-32	Fixed 4	Manual	-	Spdt-Low Signal
Dual	OKP15	060-1245	-	-	-0.9-7.0	Fixed 0.7	8-32	Fixed 4	-	Manual	Spdt-Low Signal
Dual	OKP15	060-1265	060-1299	-	-0.2-7.5	0.7-4.0	8-32	Fixed 4	Auto	Auto	Spdt-Low/High Signal
Dual	OKP15	060-1264	060-1284	-	-	-	8-32	Fixed 4	Auto	Auto	Spdt-Low/High Signal



Rated Voltage (V)	Rated Current (A)	
	A.C. 110	A.C. 220
Non-Inductive Current	24	16
Full Load	24	26
Starting	144	96

Madel	Low Pressure (MPa)	High Pressure (MPa)	Differential (MPa)		Reset		Max. Work Pressure	
	Adjust Range	Adjust Range	L.P.	H.P.	L.P.	H.P.	L.P.	H.P.
HLP110	0.1~1.0	-	0.1~0.3	-	Auto	-	1.7	-
HLP506	-0.05~0.6	-	0.1~0.4	-	Auto	-	1.7	-
HLP506M	-0.05~0.6	-	≤0.2 Fixed	-	Manual	-	1.7	-
HLP520	-	0.4~2.0	-	0.2~0.5	-	Auto	-	3.3
HLP530M	-	0.5~3.0	-	WO. 4 Fixed	-	Manual	-	3.3
HLP530D	-	0.5~3.0	-	0.5-1.0	-	Auto	-	3.3
HLP830	-0.05~0.6	0.5~3.0	0.1~0.4	≤0.4 Fixed	Auto	Auto	1.7	3.3
HLP830HM	-0.05~0.6	0.5~3.0	0.1~0.4	≤0.4 Fixed	Auto	Manual	1.7	3.3
HLP830HLM	-0.05~0.6	0.5~3.0	≤0.4 fixed	≤0.4 fixed	Manual	Manual	1.7	3.3



Part No.	Application	Setting P.S.L		Setting
		OFF°C	Close	
LPS0520	Low Pressure Automatic Reset	5	20	+/-5
LPS1020	Low Pressure Automatic Reset	10	20	+/-5
LPS2550	Low Pressure Automatic Reset	25	50	+/-5
HPS200150	High Pressure Automatic Reset	200	150	+/-15
HPS250150	High Pressure Automatic Reset	250	150	+/-15
HPS300200	High Pressure Automatic Reset	300	200	+/-15
HPS350250	High Pressure Automatic Reset	350	250	+/-15
HPS400300	High Pressure Automatic Reset	400	300	+/-15

Heater

Refrigerator Defrost Heater



Glass Tube Heater



Size	Voltage	Power
10"	220V	120W
12"	220V	130W
14"	220V	150W
16"	220V	160W
18"	220V	160W
20"	220V	180W

Drainpipe Anti-freezing Heating Cable



- Waterproof
- Double Insulation
- Molded Terminations
- Extremely Flexible

Part No.	Cold tail (m)	Heating Cable (m)	Total Length (m)	Output Power (m)
CSC-1.0	1	1	2	40
CSC-1.5	1	1.5	2.5	60
CSC-2.0	1	2	3	80
CSC-3.0	1	3	4	120
CSC-4.0	1	4	5	160
CSC-5.0	1	5	6	200
C5C-6.0	1	6	7	240
CSC-7.0	1	7	8	280



Application:

To heat the floor of building, Coolinghouse and warehouse. To melt snow and frost in slope, Trough and roof. To prevent frost and to preserve heat of petroleum pipeline and other devices.

Power Output	at230V	40w/m
Max. Exposure Temp. Power On		55°C
Max. Exposure Temp. Power Off		70°C
Maximum Circuit Length		60m
Heating Zone Length		500m
Tinned copper Conductors		2 x 0.75mm ²
Heating Conductor Element		Nickel-chrome
Insulation Material		Silicone rubber
Electric Strength	Test Voltage	1500V~
Loading Tolerance		±7%
Outer Dimensions	Nominal	20mm
Minimum Bendradius	at-25C	8 x 5 ±0.5mm

Tape

Aluminum Foil Adhesive Tape



Thickness (mm)	Width(mm)
0.03	45
0.03	50
0.04	45
0.04	50
0.05	45
0.05	50

PVC Air Conditioner insulation



Part No.	Size
PVC1	0.13mm×48mm×15m
PVC2	0.13mm×48mm×18m

Microcomputer temperature controller

STC100A



- ★ Manually switch between heating and cooling;
- ★ Control the temperature by adjusting the temperature set value and difference;
- ★ The refrigeration and heating start delay protection;
- ★ Limit the temperature setting range;
- ★ Calibration temperature;
- ★ Sensor error alarm;
- ★ IP54

power supply	220VAC, 50/60Hz	Relative humidity	20~85%RH (no condensation)
Measuring range	-40°C - +99°C	sensor type	NTC sensor
temperature resolution	1°C	Installation hole size	L71xW29(mm)
Relay output capacity	10A/220VAC	Overall size	L77xW34.5xD62(mm)

STC200



- ★ It is suitable for all kinds of high temperature refrigerators, direct cooling cabinets, chillers, seafood machines and so me small refrigeration and heating equipment

power supply	220VAC, 50/60Hz	Relative humidity	20~60%RH (no condensation)
Measuring range	-40°C - +99°C	sensor type	NTC sensor
temperature resolution	1°C	Installation hole size	L71xW29(mm)
Relay output capacity	10A/220VAC	Overall size	L77xW34.5xD62(mm)


STC1000



- ★ Hot and cold mode switching;
- ★ Control the temperature by setting the temperature setting value and the difference value;
- ★ Temperature calibration;
- ★ Alarm when temperature exceeds temperature limit or sensor error.
- ★ Refrigeration control output delay protection;

power supply	220VAC, 50/60Hz	storage temperature	-30°C - +75°C
Measuring range	-50°C - +99°C	sensor type	NTC sensor
temperature resolution	1°C	Installation hole size	L71xW29(mm)
senso error delay	1minute	Overall size	L77xW34.5xD62(mm)

STC8080A



- ★ This product is a general-purpose single-sensor temperature controller;
- ★ Refrigeration, defrosting, over-limit alarm temperature, etc.;
- ★ Compressor protection delay time is adjustable;
- ★ Suitable for cold storage, refrigerated truck refrigeration industry, etc.

power supply	220VAC, 50/60Hz	Relative humidity	no more than 80%RH (no condensation)
Measuring range	-50°C - +99°C	sensor type	NTC sensor
Power consumption	< 3 W	Installation hole size	L71xW29(mm)
Ambient temperature	-10°C - +60°C	Overall size	L77xW34.5xD62(mm)


STC9200



- ★ Refrigeration, defrost and fan control modes;
- ★ The user menu and the administrator menu can be set separately, which is convenient for users to operate, and leaves enough space for the adjustment of senior management;
- ★ Differential control mode, the temperature display resolution is 0.1;
- ★ Multiple protection and alarm modes are optional;
- ★ CORYKEY function (optional).

power supply	220VAC, 50/60Hz	Relative humidity	20~85%RH (no condensation)
Measuring range	-50°C - +50°C	sensor type	2NTC sensor
temperature resolution	1°C	Installation hole size	L71xW29(mm)
Cooling output contact capacity	10A/220VAC	Overall size	L77xW34.5xD62(mm)

ETC961



- ★ Refrigeration defrosting function;
- ★ Hysteresis control, temperature display resolution 0.1°C ;
- ★ Multiple alarm function.

power supply	220VAC, 50/60Hz	Relative humidity	10~90%RH (no condensation)
Measuring range	-50°C - +120°C	sensor type	NTC sensor
Power consumption	< 3 W	Installation hole size	L71xW29(mm)
Relay output capacity	10A/250VAC	Overall size	L77xW34.5xD62(mm)

ETC974



- ★ Refrigeration, defrost and multi-mode fan control are optional;
- ★ Hysteresis control, temperature display resolution 0.1°C ;
- ★ Multiple alarm function.

power supply	220VAC, 50/60Hz	Relative humidity	10~90%RH (no condensation)
Measuring range	-50°C - +120°C	sensor type	2NTC sensor
temperature resolution	1°C	Installation hole size	L71xW29(mm)
Ambient temperature	-5°C - +50°C	Overall size	L77xW34.5xD62(mm)

EK3010/3020/3030



EK3030(Touch)



- ★ This controller is suitable for temperature control of medium and low temperature cold storage;
- ★ With temperature measurement, display and control functions. Calibration forced defrost, over temperature. Alarm and sensor failure alarm, one key to restore the factory default value, parameter preset, one key to restore;
- ★ Adopt touch key design, with key lock function;
- ★ Two-way sensor input: cabinet temperature sensor and defrost temperature sensor. Three control outputs: cooling, defrosting and fan.

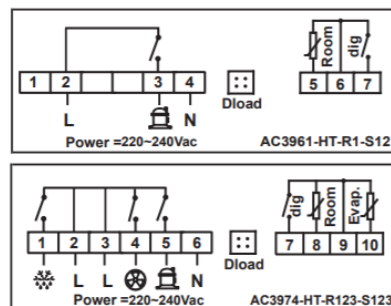
power supply	220VAC, 50/60Hz	Accuracy	±1°C at(-30°C ~-50°C) ±2°C other range
Measuring range	-40°C - +99°C	sensor type	2NTC sensor
Temperature control range	-40°C - +85°C	Installation hole size	L71xW29(mm)
Relay output capacity	10A/220VAC	Overall size	L77xW34.5xD62(mm)

BK-02CX/03CX/06CX



Temperature and humidity controller (BK-06CX)

- ★ Temperature measuring range: -50°C ~99°C
- ★ Temperature accuracy: ±1°C (-40°C ~50°C); ±2°C (50°C ~70°C); ±3°C
- ★ Temperature control range: -50°C
- ★ Overall power consumption: <3w
- ★ Refrigeration: 16A/220VAC, directly drive single-phase 1.0HP (220VAC) compressor; or 10A/220VAC.
- ★ Fan: 10A/220VAC
- ★ Storage temperature: -25°C ~75°C , relative
- ★ Product size: 78.5 * 34.5 * 82 (mm)
- ★ Temperature resolution: 0.1°C
- ★ Power supply: 220V+10%(VAC), 50/60Hz
- ★ Output capacity: Refrigeration: 10A/220VAC, Defrost: 10A/220VAC.
- ★ Ambient temperature: 0°C ~55°C
- ★ humidity: 20%~85% (non-condensing)
- ★ Mounting size: 71 * 29 (mm)



- ★ Super temperature controller
- ★ Rated voltage: 220 ~ 240VAC,
- ★ Display range: -50 ~ 99°C
- ★ Control range: -50°C ~ 99°C
- ★ Dimensions(mm): 76.5x35x60
- ★ Mounting(mm): 71x29

The above table is only part of the menu. Please contact us for the complete menu

BK-3961/3974



Temperature panel meter and Digital panel



TPM900



TPM910

- ★ Power supply: 220VAC
- ★ Temperature measuring and displaying range: -50°C~+120°C
- ★ Displaying resolution: <100°C 0.1°C , other 1°C
- ★ Accuracy: +1°C
- ★ Display EEE when sensor error (short or open circuit)
- ★ Power consumption: <3W
- ★ Sensor: NTC
- ★ Installing hole size: 58.4*25.7(mm)
- ★ Product size: 64x 31 x40(mm)



TPM10

Temperature range: -50°C~+70°C
Resolution: 0.1°C



TPM30

Temperature range: -40°C~+70°C
Resolution: 0.1°C



ST-1

Temperature range: -50°C~+70°C
Resolution: 0.1°C



ST-2

Temperature range: -50°C~+70°C
Resolution: 0.1°C



WT-1

Temperature range: -50°C~+300°C
Resolution: 0.1°C



JW-2

Temperature range: -10°C~+60°C
Operating humidity 20~95%RH
Resolution: 0.1°C



DST30

Solar battery panel Temperature range: -50°C~+150°C
Resolution: 0.1°C



DST50

solar battery panel Temperature range: -50°C~+150°C
Resolution: 0.1°C



HTC-2

Indoor & outdoor temperature display, indoor humidity display; Temperature range: -50°C~+70°C



WT-2

Suitable for HVAC and foodstuff industry. Temperature range: -50°C~+300°C
Resolution: 0.1°C



DT-2

Temperature range: -50°C~+70°C
Humidity: 20%~99%
Power: DC1.5V



DT-3

Measuring Range: IN:-30°C~+50°C
Out: -50°C~+70°C
Power: DC1.5V



JDP-50

1m, Capillary: -40°C~+40°C
Accuracy: +2°C
L*W*H: 56*58* 25mm



DS-1

Temperature range: -50°C~+70°C
Resolution: 0.1°C



USB-088(usb data logger)

USB connection LargeLCD
Temperature range: -50°C~+30°C
Humidity: 0%~99%
No need any software to get PDF report and CSV file.



Temperature control protection box



PART No	Diameter (mm)	cap.length (mm)	Measuring Range
BK-60D1.5	60	1500	-40°C ~+40°C
BK-80D1.5	80	1500	
BK-100D1.5	100	1500	

Part No.	Dimensions (mm)	White-rodders	Mars
BTG-EK	125x120x75	F29-0025	70201
BTG-RK	180x110x95	F29-0143	70210
BTG-K	151x140x85	F29-0227	70205
BTG-DK	225x145x75	F29-0231	70217
BTG-UK2	230x130x105	F29-0198	70220

Electric Control Box



ECB-1000Q

ECB-1000Q/ECB-1000P/ECB-1000S/ECB-1000PLUS

- ★ ECB-1000Q is a control box for small cold storage, with refrigeration, defrosting, fan, and light control output functions, ★ 220VAC±10%, 50/60Hz..
- ★ Relay Capacity : ★ Compressor: 50A/240VAC Max. capacity of controlling the compressor: 3P. ★ Defrost: 8A/220VAC.
- ★ Fan: 5A/220VAC Max. capacity of controlling the fan:500W.
- ★ Light:5A/220VAC Max. capacity of controlling the light: 300W
- ★ Alarm:5A/220VAC



ECB-5080S

It is suitable for refrigeration industry, medium and low temperature and quick-frozen storage Delayed start of compressor start-up

PART No	ECB-5060S	ECB-5080S
Load of control	Compressor, defrost	Compressor, defrost, fan
Power supply	380VAC、50/60HZ	
Compressor Power	18A(5HP)、25A(10HP)、32A(15HP)、40A(20HP)、50A(25HP)、65A(30HP)	
Temperature control range	-50°C~+50°C	
size	5-15HP(340*420*135mm)、20-30HP(350*470*180mm)	
Ambient temperature	-10°C~+60°C	
sensor	2 PCS NTC	

The above table is only part of the menu. Please contact us for the complete menu

Product Functions:

refrigeration, defrost, air cooler, double sensors, control switch, temperature correction, current display

Using the 5082F split controller, The electric control box and controller can be installed and controlled separately, refrigeration, defrost control, and upper and lower temperature limit control; it has multiple protection functions, including overload protection, missing item protection, and wrong item protection, three-phase unbalance protection, etc.; dual display screens can visually check the current temperature, set temperature operating current, etc.; password protection function; wiring trough and independent neutral line row make the control box more concise.

Technical Parameters:Measurement and control range:-50~50°C

Measurement accuracy:±1°C

Compressor power:5P, 10P, 15P, 20P, 25P, 30P

Defrost power:5P, 10P, 15P, 20P, 25P, 30P

Dimensions:350 width * 450 height * 150 depth (MM)



ECB-5082F



Various PLC electric control boxes can be customized Suitable for all kinds of well-known brand compressors Please contact our staff

Air Curtain

Simple cross flow air curtain machine (iron shell)




PART No	SIZE (mm)	VOLTAGE	HZ	INPUT (W)	AIR FLOW (m/s)	AIR VOLUME (m³/h)	NOISE (dB)	HEIGHT (m)	G.W. (kg)
1109GKA	900*160*185	220	50	90	10.5	1260	58	2.5	7.7
1110GKA	1000*160*185	220	50	95	10.5	1440	58	2.5	8.2
1112GKA	1200*160*185	220	50	110	10.5	1800	60	2.5	9.4
1115GKA	1500*160*185	220	50	130	10.5	2350	62	2.5	11.5
1118GKA	1800*160*185	220	50	160	10.5	2880	65	2.5	13.6
1120GKA	2000*160*185	220	50	190	10.5	3240	66	2.5	14.5

Hercules cross flow air curtain machine (iron shell)



PART No	SIZE (mm)	VOLTAGE	HZ	INPUT (W)	AIR FLOW (m/s)	AIR VOLUME (m³/h)	NOISE (dB)	GW (kg)
1509GA	900*261*235	220	50	250	14.5	2450	58	15
1512GA	1200*261*235	220	50	320	14.5	3420	62	18.8
1515GA	1500*261*235	220	50	390	14.5	4430	65	24
1518GA	1800*261*235	220	50	450	14.5	5500	68	27

Hercules cross flow air curtain machine (iron shell)



PART No	SIZE (mm)	VOLTAGE	HZ	INPUT (W)	AIR FLOW (m/s)	AIR VOLUME (m³/h)	NOISE (dB)	HEIGHT (m)	GW (kg)
3509LSY	900*235*210	220	50	283	16.5	1200	51	4	13.5
3510LSY	1000*235*210	220	50	303	16.5	1200	51	4	13.5
3512LSY	1200*235*210	220	50	358	16.5	1560	52	4	16.5
3515LSY	1500*235*210	220	50	428	16.5	2000	54	4	22
3518LSY	1800*235*210	220	50	479	16.5	2350	58	4	29

Condensate Water Pump

Mini-Split Condensate Pump



TECHNICAL DATA:		
Model	PC-12B	PC-36B
Voltage	100V-230V~/50-60Hz	
Discharge head	10m(33ft)	
Flow rate	Max.18L/h(4.8GPH)	Max.36L/h(9.6GPH)
Tank capacity	35ml	
Mini splits up to	8KW(30,000btu/hr)	15KW(45,000btu/hr)
Sound level at 1M	19dB(A)	21dB(A)
Ambient temp	0°C ~50°C	

Tank Pump



TECHNICAL DATA:			
Model	PC-125A	PC-125L	PC-320A
Voltage	230V~/50-60Hz or 115V~/60Hz		100-230V~/50-60Hz
Discharge head	Max.4M(13ft)		Max.6M(20ft)
Flow rate	Max.125L/h(33GPH)		Max.320L/H(85GPH)
Tank capacity	1.8L	1.0L	1.8L
Sound level at 1M	40dB(A)		28dB(A)
Ambient temp	0°C ~50°C		0°C ~50°C
Power consumption	60W		20W




Model	PC-1218
Voltage	230V.50/60Hz or 115V/60Hz
Suction lift	Max.2m(6.5f)
Discharge head	Max.12m
Flow rate	Max.12L/H (3.2GPH)
Sound level	<25dB (A)
Tank capacity	35ml
Mini splits up to	10KW (30,000BUT/H)
Ambient temperature	0°C ~50°C
Power consumption	<16W



Part No.	PC-50288
Voltage	230V,50/60Hz
Discharge head	Max.5m(16.4f)
Flow rate	Max.50L/H (9.5GPH)
Sound level	<55dB (A)
Tank capacity	200ml
Ambient temperature	0°C ~50°C
Power consumption	58W
Current intensity	50mA

Condensate Drain Pump



MODEL	PC-18A	PC-36A
Voltage	100-230VAC/50-60HZ	
Discharge Head	Max.10m(33ft)	
Flow Rate	Max.18L/h(4.8GPH)	Max.36L/h(9.6GPH)
Tank Capacity	35ML	
Mini Splits up to	8KW(30000btu/hr)	15KW(45000btu/hr)
Sound Level at 1m	19dB(A)	21dB(A)
Ambient temp	0°C ~50°C	

Model	PC-15F
Voltage	100V-230VAC/50-60HZ
Maximum Recommended Distance	10meter
Maximum Flow	15L/H
Storage Tank Capacity	35ml
Maximum Cooling Capacity	30000bt hr(less than 3HP)
Noise At 1 meter	19dB(A)
Applicable Environment temperature	0°C ~50°C

MODEL	PC-200D
Voltage	100-230VAC/50-60HZ
Discharge Head	MAX.5m
Flow Rate	200L/H
Tank Capacity	1.8L
Ambient temp	0°C ~50°C
Power Consumption	24W

Air Conditioning Cleaning Cover



Q-532
 • Medium: size is suitable for circumference of less than 2.4 meters of air conditioning
 • Size: FOR 9000BTU,12000BTU,18000BTU A/C UNIT
 • Color: BLUE



Q-536
 • The length of the four sides of the ceiling hood is 1.2m
 • Color: BLUE



Q-562
 • Medium: Applicable to air conditioning length70-100CM
 • Color: BLUE

Q-565
 • Large: Applicable to air conditioning length100-130CM
 • Color: BLUE

Universal A/C Remote Control



KT-518
 1028 in 1
 Flip-cover design
 Permanent memory for codes
 Clock function



KT-N898
 2000 in 1
 LCD backlight
 Codes inputting



KT-E02
 4000 in 1
 Large keys
 One-key function
 Room temperature displayed



KT-9018E
 4000 in 1
 codes inputting
 intelligent cooling
 heating function



KT-1000
 1028 in 1
 Sliding cover
 Permanent memory

Universal A/C Control System



QD-U10A+
 5 Working Mode.
 3 Fan Speed.
 Accurate & Stable Temperature.
 Accurate & Stable Auto Fan.
 Timer In-line/Off -lin
 SleepTime Defrost.
 Compressor Protect Timer for its Run and Stop
 Prevent Cold Wind in Heating Mode.



QD-U08C
 Auto-restart Function.
 Sleep Function.
 5 Working Modes, Timer On/Off.
 Prevent Cold Breeze in Heating Mode.
 Accurate & Stable Auto Fan.
 Colorful Sensor Socket, Easy for Connecting.
 Updated Receiver Show Intuitional.
 Updated Transformer, Quick Plug, Easy for Installation.
 Accurate & Stable Temperature Control.
 Defrost Automatically 3 Fan Speed.



QD80C
 For both DC & AC inverter split air conditioners.
Parts of control system:
 Universal indoor board
 Remote control
 Universal outdoor inverter board
 Electrolytic capacitor board.
 Service power: 1-1.5P
 Maximum input voltage: AC240V
 Minimum input voltage: AC180V
 Maximum output current: 11A
 Maximum output frequency: 100HZ

Bracket for A/C Outdoor Unit



Model	Size(H*W)	Thickness (mm)	N.W.(kg)	Load Capacity	BTU
BK-A1	365 450	1.7	1.95	180	9000-12000
BK-A2	400 500	2	2.6	200	18000-24000
BK-A3	450 550	2	2.9	250	24000-30000
BK-A4	365 400	1.7	1.8	150	9000-12000

Colour: RAL9003.Material:Steel



Model	Size(H*W)	Thickness (mm)	N.W.(kg)	Load Capacity	BTU
BK-D1	450 450	1.7	1.8	150	9000-12000
BK-D2	500 500	1.7	2.2	200	18000-24000
BK-D3	550 550	2	2.85	250	24000-36000
BK-D4	600 600	2	3.1	300	24000-36000

Colour: RAL9003.Material:Steel



Model	Size(H*W)	Thickness (mm)	N.W.(kg)	Load Capacity	BTU
BK-C1	200 450	1.7	2.53	150	9000-12000
BK-C2	250 550	1.7	3	180	18000-24000
BK-C3	300 650	1.7	3.5	200	24000-36000

Colour: RAL9003.Material:Steel



Model	Size(H*W)	Thickness (mm)	N.W.(kg)	Load Capacity	BTU
BK-O1	700*350*400	1.7	2.7	150	9000-12000
BK-O2	750*400*450	1.7	2.9	160	9000-12000
BK-O3	800*450*500	1.8	3.5	200	18000-24000
BK-O4	850*500*550	2	4.2	220	24000-36000

Colour: RAL9003.Material:Steel



Model	Size(H*W)	Thickness (mm)	N.W.(kg)	Load Capacity	BTU
BK-BJ1	430 430	1.3	1.25	180	18000-24000
BK-BJ2	430 460	1.3	1.3	200	18000-24000
BK-BJ3	430 460	1.6	1.53	220	24000-36000
BK-BJ4	490 550	1.6	2	240	24000-36000

Material:Stainless steel



Model	Size(H*W)	Thickness (mm)	N.W.(kg)	Load Capacity	BTU
BK-DB1	450 450	1.8	1.8	150	9000-12000
BK-DB2	500 500	2	2	200	18000-24000
BK-DB3	550 550	2.6	2.6	250	24000-36000
BK-DB4	600 600	2.85	2.85	300	24000-36000


Material:Stainless steel



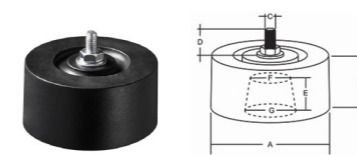
Model	Size(H*W)	Thickness (mm)	N.W.(kg)	Load Capacity	BTU
BK-BH1	740*450*450	1.4	3.65	150	18000-24000
BK-BH2	740*500*500	1.6	4.2	180	24000-36000
BK-BH3	950*540*540	1.8	6	200	24000-36000

Material:Stainless steel

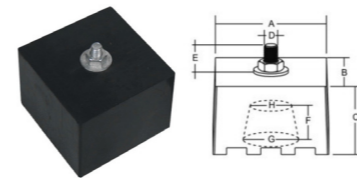
Rubber Anti Vibration Mountings



Model	A	B	C	D	E	F	G	H	I	J	K	Applicable Scope
WTG002-A	107	48	15	48	38	58	36	35	30	8	20	7500Btu-24000Btu A/C
WTG002-B	112	50	17	53	43	60	40	36	30	8	20	7500Btu-24000Btu A/C
WTG002-C	110	48	17	50	38	121	90	35	26	8	20	7500Btu-24000Btu A/C
WTG002-D	100	45	13	48	38	53	40	36	30	8	20	7500Btu-24000Btu A/C
WTG002-E	92	42	14	41	37	52	36	35	30	8	20	7500Btu-24000Btu A/C
WTG001-A	110	50	17	37	37	66	35	30	22	8	20	7500Btu-24000Btu A/C
WTG112-A	104	47	15	39	41	61	41	32	26	8	20	7500Btu-24000Btu A/C




Model	A	B	C	D	E	F	G	Applicable Scope
WTG005-AD	87	42	8	20	24	48	59	7500Btu-24000Btu A/C
WTG005-AX	87	42	8	20	25	36	38	7500Btu-24000Btu A/C
WTG005-B	97	60	10	30	33	50	60	7500Btu-24000Btu A/C



Model	A	B	C	D	E	F	G	H	Applicable Scope
WTG006-A	80	80	25	8	20				7500Btu-24000Btu A/C
WTG006-B	80	80	50	8	20	25	40	30	7500Btu-24000Btu A/C
WTG006-C	100	100	80	10	30	40	50	40	7500Btu-24000Btu A/C



Model	A	B	C	D	E	F	G	Applicable Scope
WTG-AG35	37	24	28	62	8			7500Btu-24000Btu A/C
WTG-AG45	43	31	33	71	8			7500Btu-24000Btu A/C



Model	A	B	C	D	E	F	G	Applicable Scope
WTG-SG40	40	33	22	8	60			7500Btu-24000Btu A/C
WTG-SG60	64	44	25	12	90			7500Btu-24000Btu A/C



Part No.	Size(mm)	Material	N.W. (kg)	. (kg)
AVB-250	250x160x95	Rubber,Alum Alloy	2.3	2.6
AVB-450	450x160x95	Rubber,Alum Alloy	4.5	4.8
AVB-600	600x160x95	Rubber,Alum Alloy	6.2	6.5
AVB-1000	1000x160x95	Rubber,Alum Alloy	10	10.3